

# VGN-TX36C/TX36GP/TX36SP/TX37CP/TX37GP/TX37LP/ TX37SP/TX37TP/TX38CP/TX3HP/TX3XP/TX3XRP/TX52B/ TX72B/TX72PZ/TX850FP/TX850P/TX92PS/TX92S

## SERVICE MANUAL BOARD REPAIR

Ver 2-2006G

Revision History



Area	Model	Lineup		
Japanese	Japanese	VGN-TX52B/B VGN-TX72B/B VGN-TX72PZ VGN-TX92PS* VGN-TX92S*		
American	US/Canadian Latin	VGN-TX850P/B VGN-TX850FP VGN-TX3HP/W	△ [MA] △ [MA] △ [MA]	
European	AEP/UK	VGN-TX3XP/B VGN-TX3XP/L VGN-TX3XRP/B	△ [MA] △ [MA] △ [MA]	
Asian/ Oceania/ South Africa	International	VGN-TX36GP/W VGN-TX37GP/B VGN-TX37GP/T VGN-TX37GP/W	△ [MA] △ [MA] △ [MA] △ [MA]	
	Korean	VGN-TX37LP/B	△ [MA]	
	Chinese	VGN-TX36C/B VGN-TX36C/T VGN-TX36C/W VGN-TX37CP/B VGN-TX37CP/L VGN-TX38CP/L	△ [MA] △ [MA] △ [MA] △ [MA] △ [MA] △ [MA]	
		Taiwan	VGN-TX37TP/B	△ [MA]
		Thai	VGN-TX36SP/W VGN-TX37SP/B	△ [MA] △ [MA]

\*: CTO model

● Design and specifications are subject to change without notice.

<http://hobi-elektronika.net>

PERSONAL COMPUTER

SONY®

**Information in this document is subject to change without notice.**

Sony, VAIO and CLIE are trademarks or registered trademarks of Sony. Microsoft, Windows, Windows Media, Outlook, Bookshelf and other Microsoft products are trademarks or registered trademarks of Microsoft Corporation in the United State and other countries. The word Bluetooth and the Bluetooth logo are trademarks of Bluetooth SIG, Inc. AMD, the AMD logo, other AMD product names and combinations thereof are trademarks of Advanced Micro Devices, Inc. Intel Inside logo, Pentium, Celeron and Core are trademarks or registered trademarks of Intel Corporation. Transmeta, the Transmeta logo, Crusoe Processor, the Crusoe logo and combinations thereof are trademarks of Transmeta Corporation in the USA and other countries. Graffiti, Hotsync, PalmModem, and Palm OS are registered trademarks, and the Hotsync logo and Palm are trademarks of Palm, Inc. or its subsidiaries. (M) and Motorola are trademarks of Motorola, Inc. Other Motorola products and services with (R) mark like Dragomball are the trademarks of Motorola, Inc.

All other name of systems, products and services in this manual are trademarks or registered trademarks of their respective owners. In this manual, the (TM) or (R) mark are not specified.

Caution Markings for Lithium/Ion Battery - The following or similar texts shall be provided on battery pack of equipment or in both the operating and the service instructions.

**CAUTION:** Danger of explosion if battery is incorrectly replaced. Replace only with the same or equivalent type recommended by the manufacturer. Discard used batteries according to the manufacturer's instructions.

**CAUTION:** The battery pack used in this device may present a fire or chemical burn hazard if mistreated. Do not disassemble, heat above 100°C (212°F) or incinerate.

Dispose of used battery promptly.  
Keep away from children.

**CAUTION:** Changing the back up battery.

- Overcharging, short circuiting, reverse charging, mutilation or incineration of the cells must be avoided to prevent one or more of the following occurrence; release of toxic materials, release of hydrogen and/or oxygen gas, rise in surface temperature.
- If a cell has leaked or vented, it should be replaced immediately while avoiding to touch it without any protection.



## Service and Inspection Precautions

### 1. Obey precautionary markings and instructions

Labels and stamps on the cabinet, chassis, and components identify areas requiring special precautions. Be sure to observe these precautions, as well as all precautions listed in the operating manual and other associated documents.

### 2. Use designated parts only

The set's components possess important safety characteristics, such as noncombustibility and the ability to tolerate large voltages. Be sure that replacement parts possess the same safety characteristics as the originals. Also remember that the  $\triangle$  mark, which appears in circuit diagrams and parts lists, denotes components that have particularly important safety functions; be extra sure to use only the designated components.

### 3. Always follow the original design when mounting parts and routing wires

The original layout includes various safety features, such as inclusion of insulating materials (tubes and tape) and the mounting of parts above the printer board. In addition, internal wiring has been routed and clamped so as to keep it away from hot or high-voltage parts. When mounting parts or routing wires, therefore, be sure to duplicate the original layout.

### 4. Inspect after completing service

After servicing, inspect to make sure that all screws, components, and wiring have been returned to their original condition. Also check the area around the repair location to ensure that repair work has caused no damage, and confirm safety.

### 5. When replacing chip components...

Never reuse components. Also remember that the negative side of tantalum capacitors is easily damaged by heat.

### 6. When handling flexible print boards...

- The temperature of the soldering-iron tip should be about 270°C.
- Do not apply the tip more than three times to the same pattern.
- Handle patterns with care; never apply force.

Caution: Remember that hard disk drives are easily damaged by vibration. Always handle with care.

### ATTENTION AU COMPOSANT AYANT RAPPORT À LA SÉCURITÉ!

LES COMPOSANTS IDENTIFÉS PAR UNE MARQUE  $\triangle$  SUR LES DIAGRAMMES SCHÉMATIQUES ET LA LISTE DES PIÈCES SONT CRITIQUES POUR LA SÉCURITÉ DE FONCTIONNEMENT. NE REMPLACER CES COMPOSANTS QUE PAR DES PIÈCES SONY DONT LES NUMÉROS SONT DONNÉS DANS CE MANUEL OU DANS LES SUPPLÉMENTS PUBLIÉS PAR SONY.

<http://hobi-elektronika.net>

**Sony Confidential**

VGN-TX36C/TX36GP/TX36SP/TX37CP/TX37GP/TX37LP/TX37SP/TX37TP/  
TX38CP/TX38HP/TX38XP/TX38RP/TX52B/TX72B/TX72PZ/TX850FP/  
TX850P/TX92PS/TX92S (J/AM/EU/AO)

# 安全のために

設置や保守、点検、修理などを行う前に、この「安全のために」と、サービス用のマニュアルをよくお読みください。

サービス技術者へ

## 警告

ソニー製品は安全に十分に配慮して設計されています。しかし、電気製品はサービス時に間違った扱い方をすると、火災や感電などにより死亡や大けがなど人身事故につながることもあり、危険です。この「安全のために」は事故を防ぐために重要な注意事項を示しています。この「安全のために」及び別冊のオペレーションマニュアルの「△ 危険 △ 警告 △ 注意」をよくお読みの上、安全に設置や保守、点検、修理などを行ってください。この「安全のために」は、製品全般の注意事項が記されておりますので、この機器をサービスする時には当てはまらない内容も含まれております。

### 警告表示の意味

このサービス用のマニュアルおよび製品では、次のような表示をしています。表示の内容をよく理解してから本文をお読みください。

## 危険

この表示の注意事項を守らないと、火災・感電・破裂などにより死亡や大けがなどの人身事故が生じます。

## 警告

この表示の注意事項を守らないと、火災や感電などにより死亡や大けがなど人身事故につながることがあります。

### 注意を促す記号



注意



火災



感電

### 行為を禁止する記号



禁止

### 行為を指示する記号



プラグをコンセントから抜く



強制

<http://hobi-elektronika.net>

**Sony Confidential**

VGN-TX36C/TX36GP/TX36SP/TX37CP/TX37GP/TX37LP/TX37SP/TX37TP/  
TX38CP/TX38HP/TX3XP/TX3XRP/TX52B/TX72B/TX72PZ/TX850FP/  
TX850P/TX92PS/TX92S (J/AM/EU/AO)

## 電池についての安全上のご注意

漏液、発熱、発火、破裂などを避けるため、下記の注意事項を必ずお守りください。

### ⚠ 危険

- 電池は、正しく交換しないと爆発する危険があります。電池を交換する場合には必ずマニュアルで指定している電池を使用してください。
- 火の中に入れてください。ショートさせたり、分解、加熱しないでください。発熱、発火、破裂の恐れがあります。
- 使用済電池は、端子(金属部分)にテープを貼るなどの処理をし、指定の方法で廃棄してください。

### バックアップバッテリー交換時のご注意

- 過充電、ショート、逆極性による充電、分解、加熱、火に入れるなどすると、有毒物質の発生、水素ガス、酸素ガスの発生、表面温度の上昇の原因となります。
- 万一バッテリーから漏液があったり、バッテリーに穴があった場合には、液漏れに素手で触らないよう留意の上、直ちに交換してください。

### ⚠ 警告



火災



感電

下記の注意を守らないと、  
火災や感電による死亡や大けがにつながる可能性があります。



プラグをコンセントから抜く

#### 1. 感電にご注意を

- 部品交換の場合は感電の危険があるので電源プラグを抜いてください。
- 内部には高電圧の部分があり、通電時においては感電の危険がありますので充分ご注意ください。



強制

#### 2. 指定部品を使用する

回路図、部品表に△印で指定されている部品は安全重要部品ですので指定のものをご使用ください。



強制

#### 3. 部品の取付けや配線の引き回しは元通りにする

- チューブやテープなどの絶縁材料を使用した部品、及びプリント基板から浮かして取付けた部品を元通りにする。
- 引き回しやクランプで発熱部品、高圧部品及び可動部分に接近しないように処理したハーネスの引き回しを元通りにする。



強制

#### 4. レーザー光を直視しない

レーザー光放射による被爆を受けると、目に損傷を与える危険があります。光学ブロックの調整やシールドケースを外すときは、以下の注意を厳守してください。

- 対レーザー光線保護眼鏡を正しく着用する。
- マニュアルにしたがって作業する。
- シールドケースを外したまま、機器を放置しない。
- 整備作業終了後、ただちにシールドケースを正しく取り付ける。



強制

#### 5. サービス後は安全点検を

サービスのために取り外したネジ、部品、配線がもとどおりになっているか確認してください。またサービスした箇所の周辺の部品及び線材の損傷してしまったところがないかなどを点検してください。

- 感電・漏電を防ぐために金属部と電源プラグの絶縁チェックを行ってください。

#### (絶縁チェックの方法)

電源コンセントから電源プラグを抜き、電源スイッチをいれます。500 V絶縁抵抗計を用いて電源プラグのそれぞれの端子と外部露出金属部との間で、絶縁抵抗値が1M Ω以上であること。この値以下の時はセットの点検修理が必要です。

<http://hobi-elektronika.net>

**Sony Confidential**

VGN-TX36C/TX36GP/TX36SP/TX37CP/TX37GP/TX37LP/TX37SP/TX37TP/  
TX38CP/TX3HP/TX3XP/TX3XRP/TX52B/TX72B/TX72PZ/TX850FP/  
TX850P/TX92PS/TX92S (J/AM/EU/AO)

## TABLE OF CONTENTS

<u>Section</u>	<u>Title</u>	<u>Page</u>
<b>CHAPTER 1. POWER UP SEQUENCE/ BLOCK DIAGRAM</b>		
1-1.	Power Up Sequence .....	1-1
1-2.	Block Diagram .....	1-5
		(to 1-5)
<b>CHAPTER 2. DIAGRAMS</b>		
	Schematic Diagrams and Printed Wired Boards Index .....	2-1
1.	MBX-153 Board .....	2-2
		(to 2-67)

Note: The parts location index which precedes every schematic diagram, serves as the electrical part list too.

History of the changes is shown as the "Revision History" at the end of this data.

変更履歴は、“Revision History”として本データ末に記載してあります。

<http://hobi-elektronika.net>


**Sony Confidential**

VGN-TX36C/TX36GP/TX36SP/TX37CP/TX37GP/TX37LP/TX37SP/TX37TP/  
TX38CP/TX3HP/TX3XP/TX3XRP/TX52B/TX72B/TX72PZ/TX850FP/  
TX850P/TX92PS/TX92S (J/AM/EU/AO)

# CHAPTER 1. POWER UP SEQUENCE/BLOCK DIAGRAM

## 1-1. Power Up Sequence

G3 to S0 Timings <AC\_STS=LO>

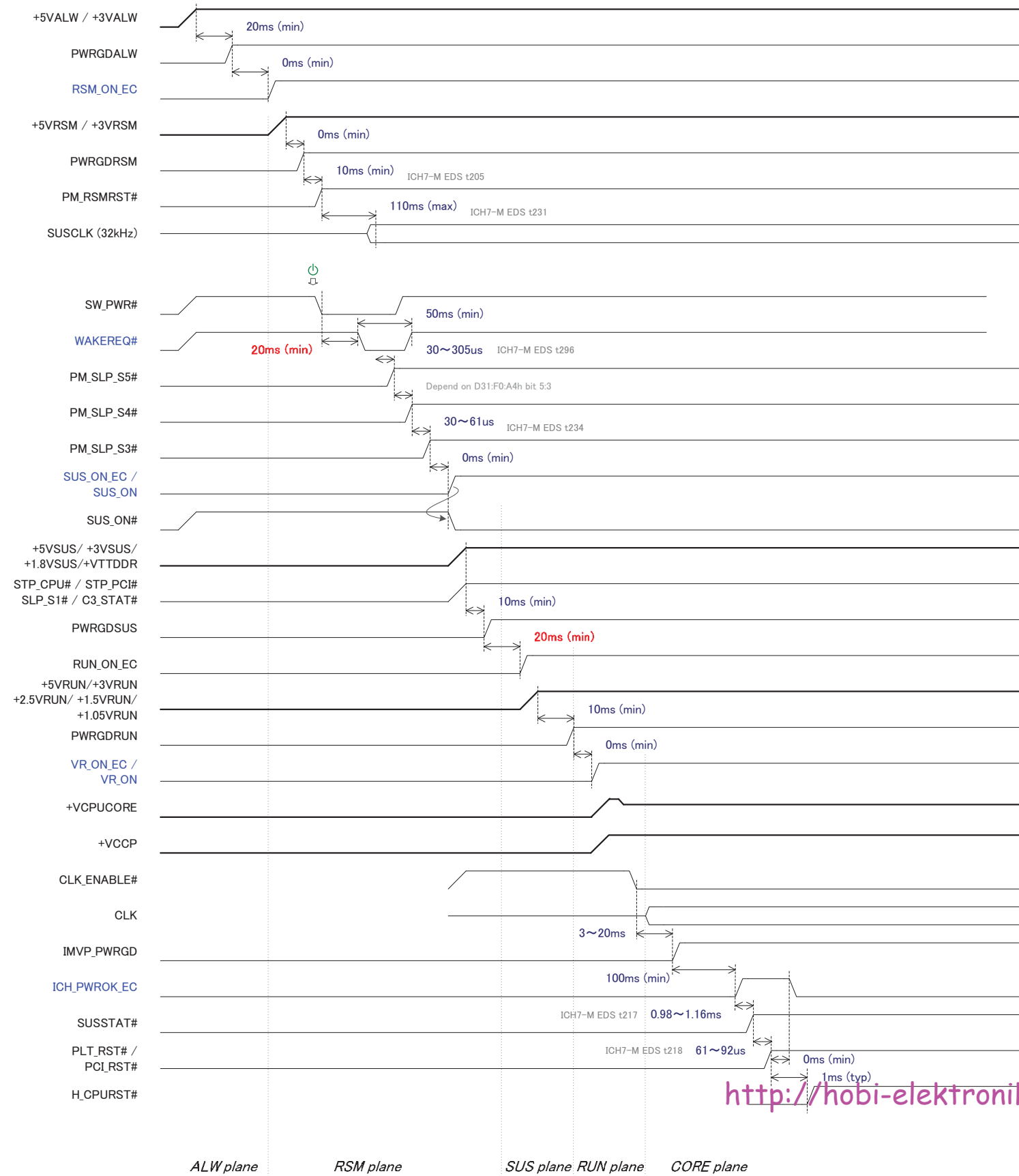


<http://hobi-elektronika.net>

Sony Confidential

VGN-TX36C/TX36GP/TX36SP/TX37CP/TX37GP/TX37LP/TX37SP/TX37TP/  
TX38CP/TX3HP/TX3XP/TX3XRP/TX52B/TX72B/TX72PZ/TX850FP/  
TX850P/TX92PS/TX92S (J/AM/EU/AO)

G3 to S0 Timings <AC\_STS=HI>

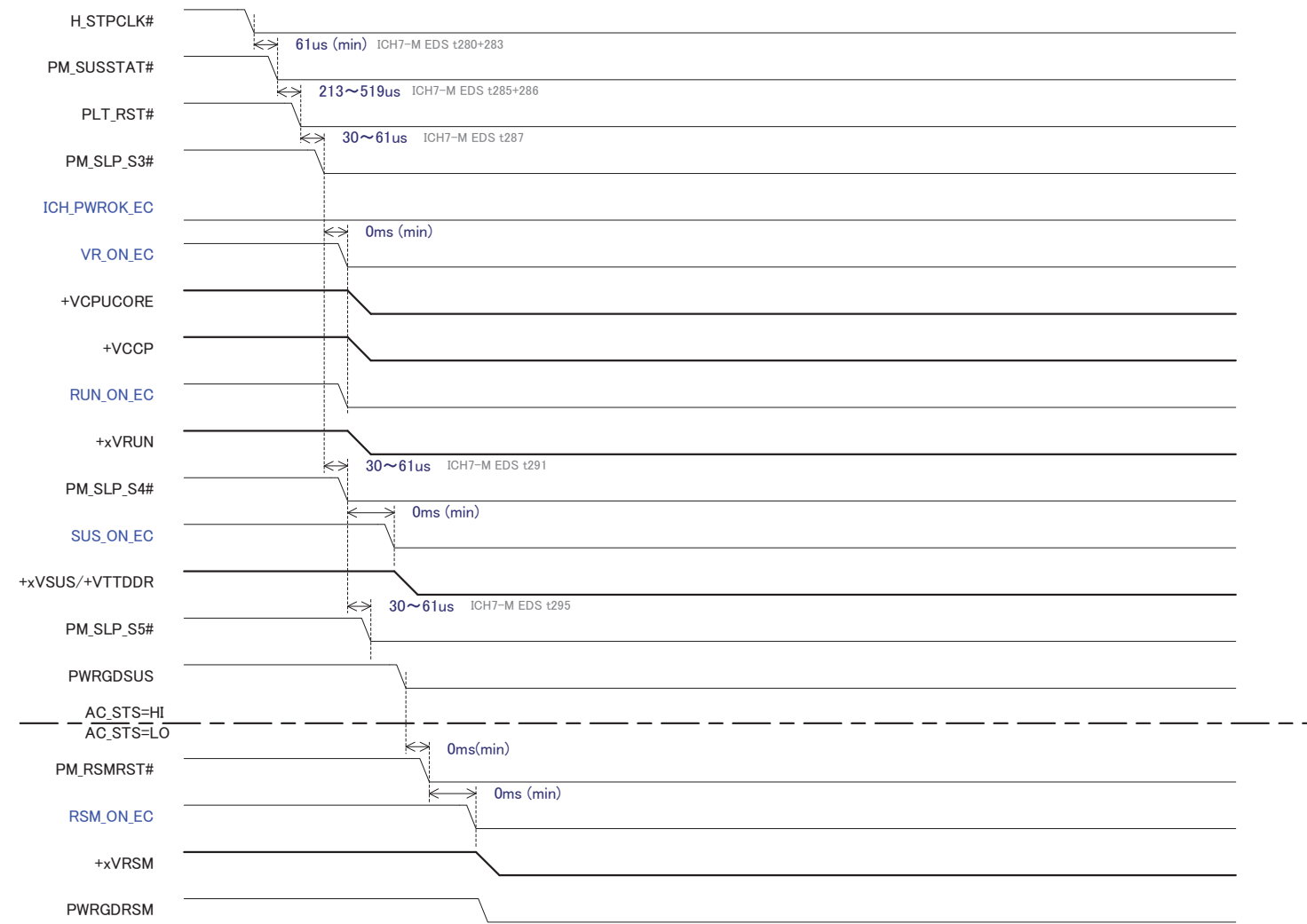


<http://hobi-elektronika.net>

Sony Confidential

VGN-TX36C/TX36GP/TX36SP/TX37CP/TX37GP/TX37LP/TX37SP/TX37TP/  
TX38CP/TX3HP/TX3XP/TX3XRP/TX52B/TX72B/TX72PZ/TX850FP/  
TX850P/TX92PS/TX92S (J/AM/EU/AO)

S0 to S4, S5 Timings



<http://hobi-elektronika.net>

**Sony Confidential**

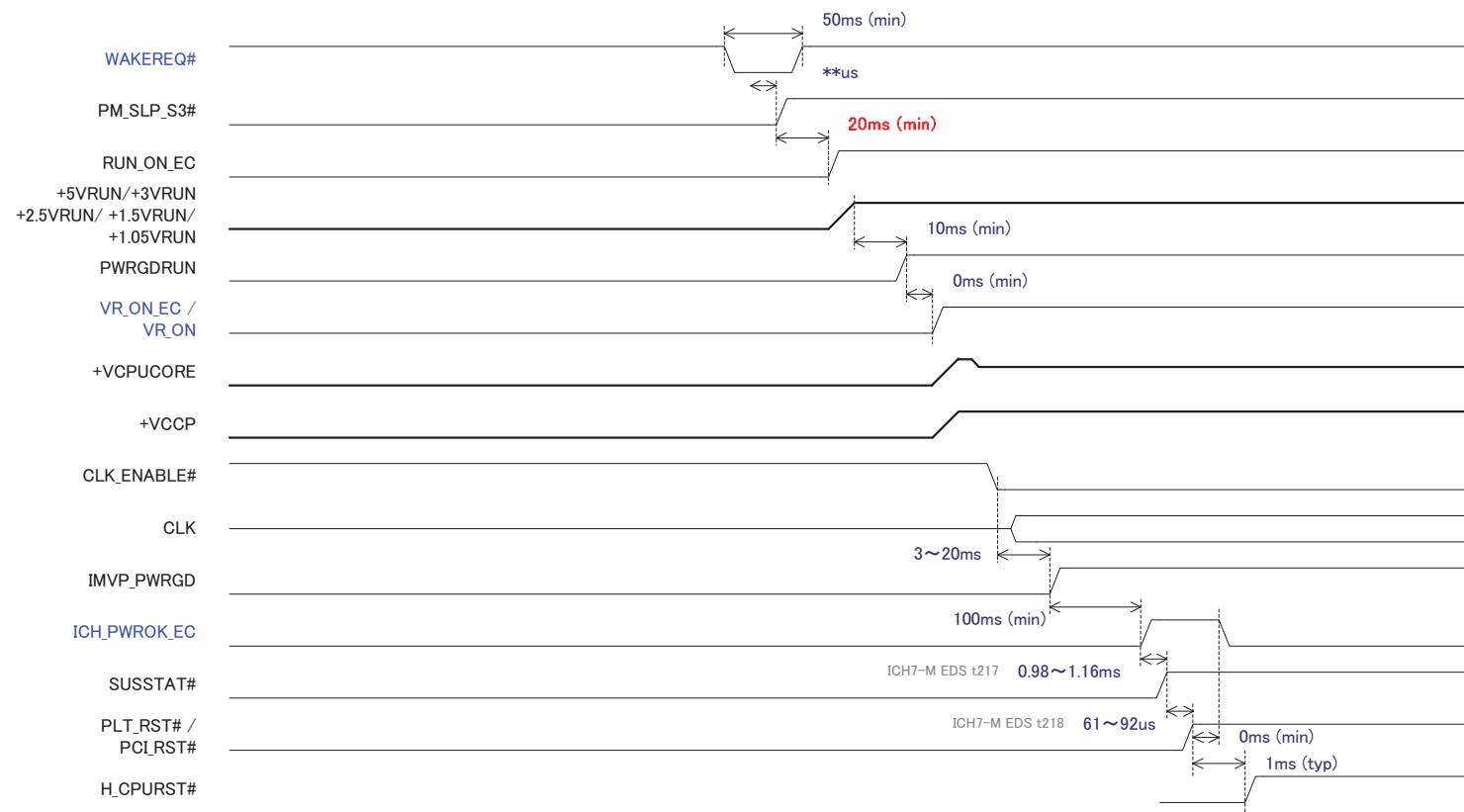
VGN-TX36C/TX36GP/TX36SP/TX37CP/TX37GP/TX37LP/TX37SP/TX37TP/  
TX38CP/TX3HP/TX3XP/TX3XRP/TX52B/TX72B/TX72PZ/TX850FP/  
TX850P/TX92PS/TX92S (J/AM/EU/AO)



S0 to S3 Timings



S3 to S0 Timings

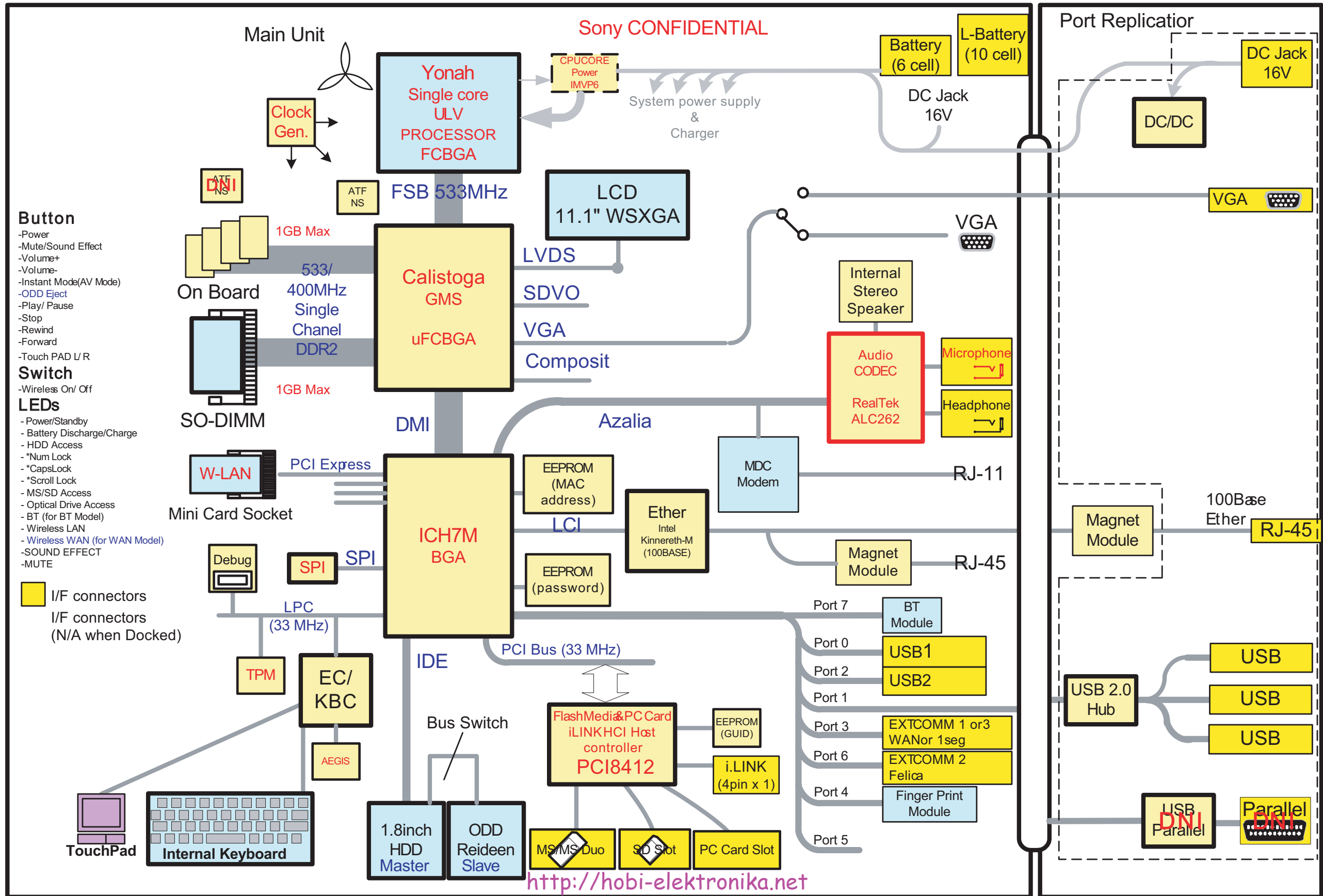


<http://hobi-elektronika.net>

Sony Confidential

VGN-TX36C/TX36GP/TX36SP/TX37CP/TX37GP/TX37LP/TX37SP/TX37TP/  
TX38CP/TX3HP/TX3XP/TX3XRP/TX52B/TX72B/TX72PZ/TX850FP/  
TX850P/TX92PS/TX92S (J/AM/EU/AO)

### 1-2. Block Diagram



Sony Confidential

VGN-TX36C/TX36GP/TX36SP/TX37CP/TX37GP/TX37LP/TX37SP/TX37TP/TX38CP/TX38GP/TX38SP/TX39CP/TX39GP/TX39LP/TX39SP/TX39TP/TX850FP/TX850GP/TX850SP/TX850TP/TX92S (J/AM/EU/AO)

# CHAPTER 2. DIAGRAMS

## Schematic Diagrams and Printed Wired Boards Index

TYPE	PAGE
<b>1. MBX-153 Board</b>	
Parts Location Index .....	2-2
INDEX .....	2-13
BLOCK DIAGRAM .....	2-14
POWER SUPPLY DIAGRAM .....	2-15
CPU (1/2) .....	2-16
CPU (2/2) .....	2-17
CLOCK GENERATOR .....	2-18
GMCH (1/5) .....	2-19
GMCH (2/5) .....	2-20
GMCH (3/5) .....	2-21
GMCH (4/5) .....	2-22
GMCH (5/5) .....	2-23
DDR2 MEMORY (1/2) .....	2-24
DDR2 MEMORY (2/2) .....	2-25
ICH-7-M (1/3) .....	2-26
ICH-7-M (2/3) .....	2-27
ICH-7-M (3/3) .....	2-28
I. LINK & MS/SD & PCCARD (1/3) .....	2-29
I. LINK & MS/SD & PCCARD (2/3) .....	2-30
I. LINK & MS/SD & PCCARD (3/3) .....	2-31
EC (H8) .....	2-32
LCD BACKLIGHT CTRL .....	2-33
IDE (HDD & OPT DRIVE) .....	2-34
SUBBOARD CN1 .....	2-35
SUBBOARD CN2 .....	2-36
MINI CARD & WWAN .....	2-37
DOCK CN .....	2-38
AUDIO & TP IF CN & LCD CN .....	2-39
+VCPUCORE .....	2-40
+VCCP/+1.05VRUN/+1.5VRUN .....	2-41
+1.8VSUS/+VTTDDR/2.5VRUN .....	2-42
+3VALW/+5VALW .....	2-43
LOAD SW .....	2-44
TIMING SEQUENCER .....	2-45
+VPWRSRC .....	2-46
BATTERY CHARGER .....	2-47
+VDC_IN .....	2-48
UL CIRCUIT .....	2-49
DEBUG/POWER CHECK/ITP .....	2-50
VARIANCE .....	2-51
Signal Cross Reference .....	2-52
Part Cross Reference .....	2-58
Printed Wired Board .....	2-66

Note: The parts location index which precedes every schematic diagram, serves as the electrical part list too.

### Abbreviation of Electronic Reference

Reference	Description	
	English	Japanese
ANT	Antenna	アンテナ
C	Polarized capacitor, Non-polarized capacitor	有極性・無極性コンデンサ・キャパシタ
CN	Connector, Jack, IC socket, Holder	コネクタ・ジャック・ICソケット・ホルダー
D	Diode, Rectifier element, Light-emitting diode (LED)	ダイオード・整流素子・発光ダイオード(LED)
F	Fuse	ヒューズ
FL	Filter, Delay line	フィルタ・ディレーライン
FB	FB (ferrite bead)	(フェライトビーズ)
IC	Integrated circuit	集積回路
J	Jack	ジャック
JR	Jumper, Leads, 0-ohm resistor	ジャンパーリード 0Ω抵抗
L	Inductor, Coil	インダクタ・コイル
Q	Transistor, FET	トランジスタ・FET
R	Resistor, Fuse resistor, Jumper resistor	抵抗・ヒューズ抵抗・ジャンパー抵抗
RB	Resistor block, Network resistor	抵抗ブロック・ネットワーク抵抗
RV	Semi-fixed resistor, Variable resistor	半固定・可変抵抗
RY	Relay, Electromagnetic relay	リレー・電磁リレー
S	Switch	スイッチ
T	Transformer	トランス
TH	Thermistor, Poly-switch	サーミスタ・ポリスイッチ
TP	Test point	テストポイント
X	Crystal oscillator, Oscillator	水晶発振子・発振器

### Reference Parts Location Index

Ref. No.	A/B	X-coordinate Value	Y-coordinate Value	Schematic Diagram Address	Value	Rating	Tol.	Part No.
CN4001	B	7.5000	8.6000	2D6	-	-	-	177062721
D4001	A	24.3000	3.6000	2D5	-	-	-	871905307
D4002	A	25.7000	3.6000	2D4	-	-	-	871906093
D4003	A	37.0000	3.6000	2D4	-	-	-	871906092
D4004	A	49.0000	3.6000	2D3	-	-	-	871906092
D4005	A	61.0000	3.6000	2D3	-	-	-	871906092
FB4001	B	15.2000	2.8000	2D6	1000	0.6A	-	141455521
FB4002	B	15.2000	4.6000	2D6	1000	0.6A	-	141455521
FB4003	B	15.2000	1.5000	2C6	1000	0.6A	-	141455521

<http://hobi-elektronika.net>

Sony Confidential

VGN-TX36C/TX36GP/TX36SP/TX37CP/TX37GP/TX37LP/TX37SP/TX37TP/  
TX38CP/TX38HP/TX38XP/TX38RP/TX52B/TX72B/TX72PZ/TX850FP/  
TX850P/TX92PS/TX92S (J/AM/EU/AO)







\*NOTE :    Location Schematic Diagram Sheet Number DNI=Do Not Install ALT=Alternative VAR=Variable NS=Not Supplied

Table with 11 columns: Ref.No., A/B, X-coordinate Value, Y-coordinate Value, Schematics Diagram Address, Value, Rating, Tol., Part No., Description, Notes. Rows include parts like C3951 through C4310.

Table with 11 columns: Ref.No., A/B, X-coordinate Value, Y-coordinate Value, Schematics Diagram Address, Value, Rating, Tol., Part No., Description, Notes. Rows include parts like C4311 through C4951.

<http://hobi-elektronika.net>

Sony Confidential

VGN-TX36C/TX36GP/TX36SP/TX37CP/TX37GP/TX37LP/TX37SP/ TX37TP/TX38CP/TX38HP/TX38P/TX39RP/TX52B/TX72B/TX72PZ/ TX850FP/TX850P/TX92PS/TX92S (J/AM/EU/AO)

















SONY PROPRIETARY INFORMATION		SONY CONFIDENTIAL		REVISIONS				
				ZONE	LTR	DESCRIPTION	DATE	APPR.
<p>VGN-TX36C/TX36GP/TX36SP/TX37CP/TX37GP/TX37LP/TX37SP/TX37TP/                      TX38CP/TX3HP/TX3XP/TX3XRP/TX52B/TX72B/TX72PZ/TX850FP/                      TX850P/TX92PS*/TX92S*</p> <p><b>SCHEMATICS</b></p> <p><b>MAIN SYSTEM BOARD</b> <span style="float: right;"><b>MBX-153</b></span></p> <p style="text-align: right;"><b>REV. 1.203</b></p>								
TABLE OF CONTENTS								
BLOCK	PAGE	REF. NO.	DESCRIPTIONS					
TITLE	1	-	INDEX (THIS PAGE)					
○ 1	BLOCK	2	BLOCK DIAGRAM					
		3	POWER SUPPLY DIAGRAM					
○ 3	CPU	6 (CPU-1)	0 - 99 CPU (1/2)					
		7 (CPU-2)	100 - 199 CPU (2/2)					
○ 4	CLKGEN	8 (CLKGEN-1)	200 - 299 CLOCK GENERATOR					
○ 5	GMCH	9 (GMCH-1)	300 - GMCH (1/5)					
		10 (GMCH-2)	- 399 GMCH (2/5)					
		11 (GMCH-3)	400 - GMCH (3/5)					
		12 (GMCH-4)	- 499 GMCH (4/5)					
		13 (GMCH-5)	500 - 599 GMCH (5/5)					
○ 6	MEMORY	14 (ICH-2)	1100 - DDR2 MEMORY (1/2)					
		15 (MEMORY-1)	- 1299 DDR2 MEMORY (2/2)					
○ 7	ICH	16 (ICH-1)	1400 - 1499 ICH7-M (1/3)					
		17	1500 - 1599 ICH7-M (2/3)					
		18 (ICH-3)	1600 - 1699 ICH7-M (3/3)					
○ 8	COMBO	19 (COMBO-1)	1300 - 1399 i.LINK					
		20 (COMBO-2)	1700 - 1799 PC CARD					
		21 (COMBO-3)	1800 - 1899 MEMORY STICK & SD					
○ 9	LPC	22 (LPC-1)	1900 - 1999 EC(H8)					
○ 10	CN	23 (CN-1)	2100 - 2199 LCD BACKLIGHT CTRL					
		24 (CN-2)	2200 - 2299 IDE (HDD & OPT DRIVE)					
		25 (CN-3)	2300 - 2399 SUB BOARD CN1					
		26 (CN-4)	2400 - 2499 SUB BOARD CN2					
		27 (CN-5)	2500 - 2599 MINI CARD & WWAN					
		28 (CN-6)	2600 - 2699 DOCK CN					
		29 (CN-7)	2900 - 2999 AUDIO & TP IF CN & LCD CN					
○ 11	POWER	30 (POWER-1)	3900 - 3999 +VCPUCORE					
		31 (POWER-2)	4100 - 4199 +VCCP / +1.5VRUN / +1.05VRUN					
		32 (POWER-3)	4200 - 4299 +1.8VSUS / +VTTDDR / +2.5VRUN					
		33 (POWER-4)	4300 - 4399 +3VALW / +5VALW					
		34 (POWER-5)	4400 - 4499 LOAD_SW					
		35 (POWER-6)	4500 - 4599 SUS_ON / VR_ON / PWRGD					
		36 (POWER-7)	4600 - 4699 +VPWRSRC					
		37 (POWER-8)	4700 - 4799 BATTERY CHARGER					
		38 (POWER-9)	4800 - 4899 +VDC_IN					
		39 (POWER-10)	4900 - 4999 UL CIRCUIT					
○ 12	DEBUG	40 (DEBUG)	5000 - 5099 DEBUG / POWER CHECK / ITP					
○ 13	VARIANCE	41 (VARIANCE-1)	- VARIANCE					

MOUNTED PWB MBX-153 (COMM) : A-1193-245-A  
 MOUNTED PWB MBX-153 (U14\_512) : A-1193-246-A  
 MOUNTED PWB MBX-153 (U13\_512) : A-1193-248-A  
 MOUNTED PWB MBX-153 (C423\_512) : A-1193-250-A

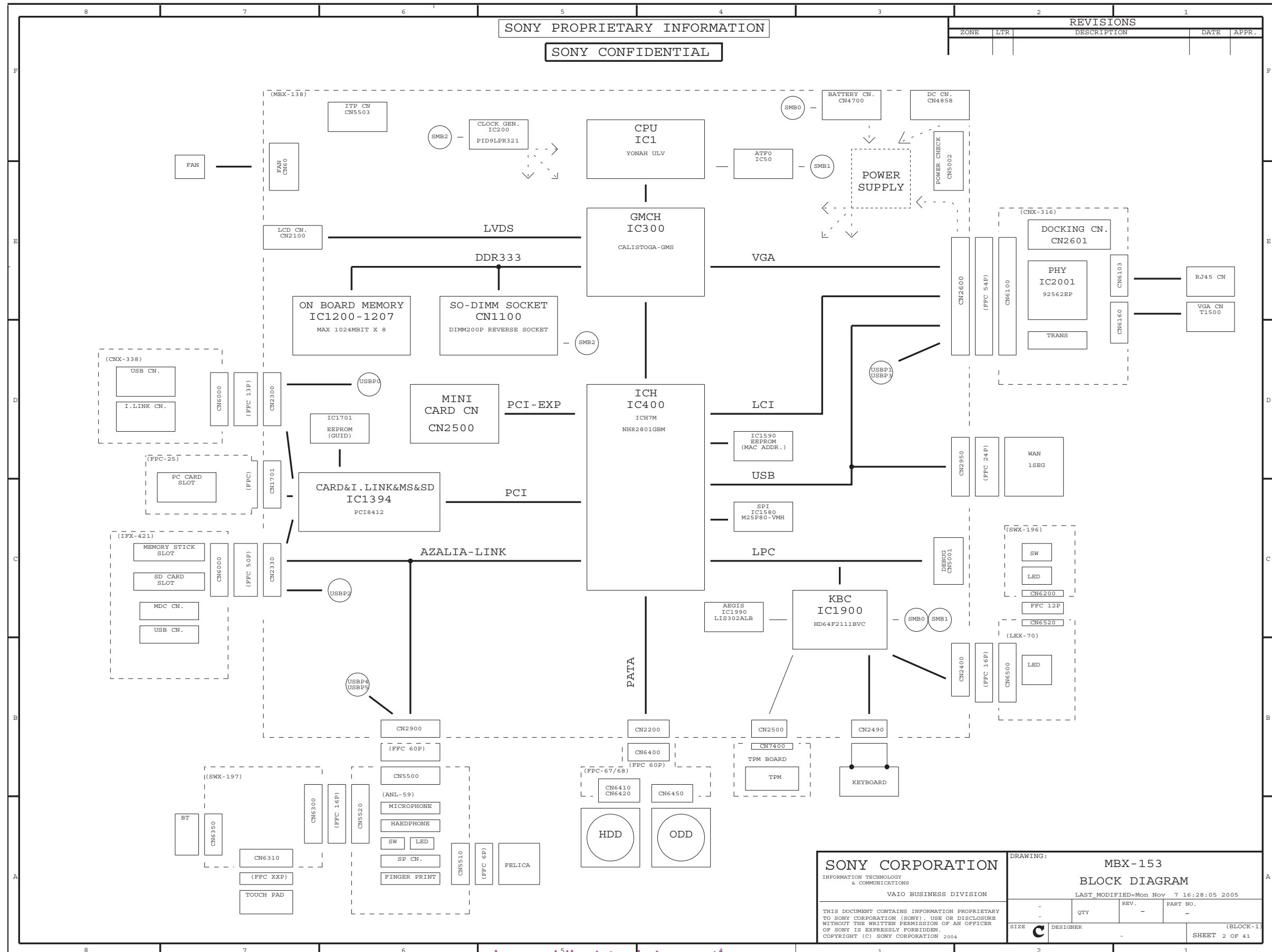
SONY CORPORATION		DRAWING: MBX-153	
INFORMATION TECHNOLOGY & COMMUNICATIONS		INDEX	
VAIO BUSINESS DIVISION		LAST_MODIFIED=Tue May 30 11:37:09 2006	
172763412	QTY 1/1	REV. 1.203	PART NO. 187081212
THIS DOCUMENT CONTAINS INFORMATION PROPRIETARY TO SONY CORPORATION (SONY). USE OR DISCLOSURE WITHOUT THE WRITTEN PERMISSION OF AN OFFICER OF SONY IS EXPRESSLY FORBIDDEN.		SIZE C	DESIGNER
COPYRIGHT (C) SONY CORPORATION 2005		SHEET 1 OF 41	

<http://hobi-elektronika.net>

**Sony Confidential**

VGN-TX36C/TX36GP/TX36SP/TX37CP/TX37GP/TX37LP/TX37SP/TX37TP/  
 TX38CP/TX3HP/TX3XP/TX3XRP/TX52B/TX72B/TX72PZ/TX850FP/  
 TX850P/TX92PS\*/TX92S\* (J/AM/EU/AO)

\*NOTE :     
 Location  
 Schematic Diagram Sheet Number  
 DNI=Do Not Install



<http://hobi-elektronika.net>

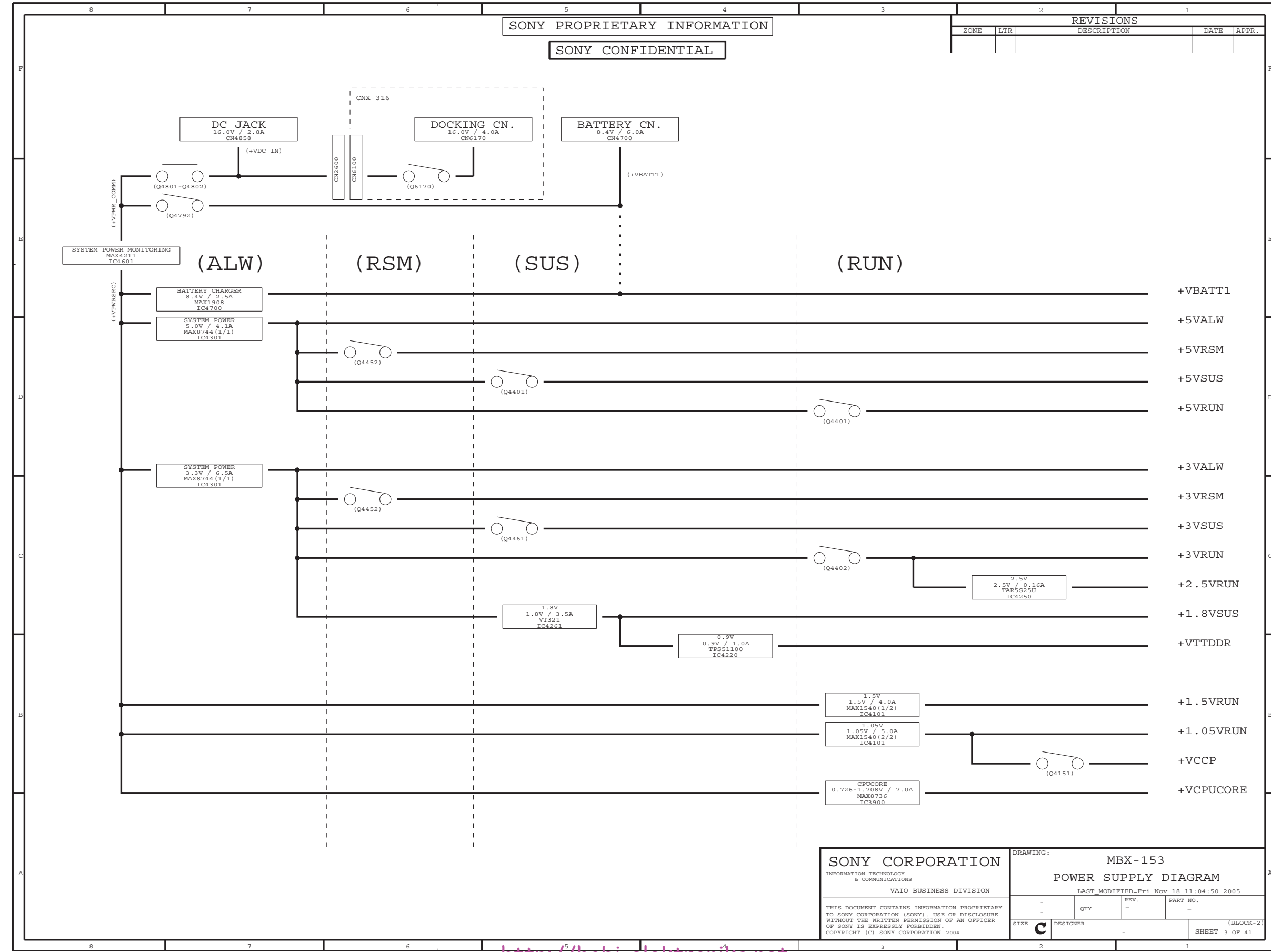
<b>SONY CORPORATION</b>		DRAWING: MBX-153	
INFORMATION TECHNOLOGY & COMMUNICATIONS		BLOCK DIAGRAM	
VAIO BUSINESS DIVISION		LAST MODIFIED=Mon Nov 7 16:28:05 2005	
THIS DOCUMENT CONTAINS INFORMATION PROPRIETARY TO SONY CORPORATION (SONY). USE OR DISCLOSURE WITHOUT THE WRITTEN PERMISSION OF AN OFFICER OF SONY IS EXPRESSLY FORBIDDEN. COPYRIGHT (C) SONY CORPORATION 2004		QTY	PART NO.
SIZE	DESIGNER	(BLOCK-1)	
		SHEET 2 OF 41	

**Sony Confidential**

VGN-TX36C/TX36GP/TX36SP/TX37CP/TX37LP/TX37SP/TX37TP/TX38CP/TX3HP/TX3XP/TX3XRP/TX52B/TX72B/TX72PZ/TX850FP/TX850P/TX92PS/TX92S (J/AM/EU/AO)



\*NOTE :     
 Location  
 Schematic Diagram Sheet Number  
 DNI=Do Not Install



<http://hobi-elektronika.net>

<b>SONY CORPORATION</b> INFORMATION TECHNOLOGY & COMMUNICATIONS VAIO BUSINESS DIVISION		DRAWING: MBX-153 POWER SUPPLY DIAGRAM LAST MODIFIED=Fri Nov 18 11:04:50 2005	
THIS DOCUMENT CONTAINS INFORMATION PROPRIETARY TO SONY CORPORATION (SONY). USE OR DISCLOSURE WITHOUT THE WRITTEN PERMISSION OF AN OFFICER OF SONY IS EXPRESSLY FORBIDDEN. COPYRIGHT (C) SONY CORPORATION 2004		REV. - QTY - DESIGNER -	PART NO. - (BLOCK-2) SHEET 3 OF 41

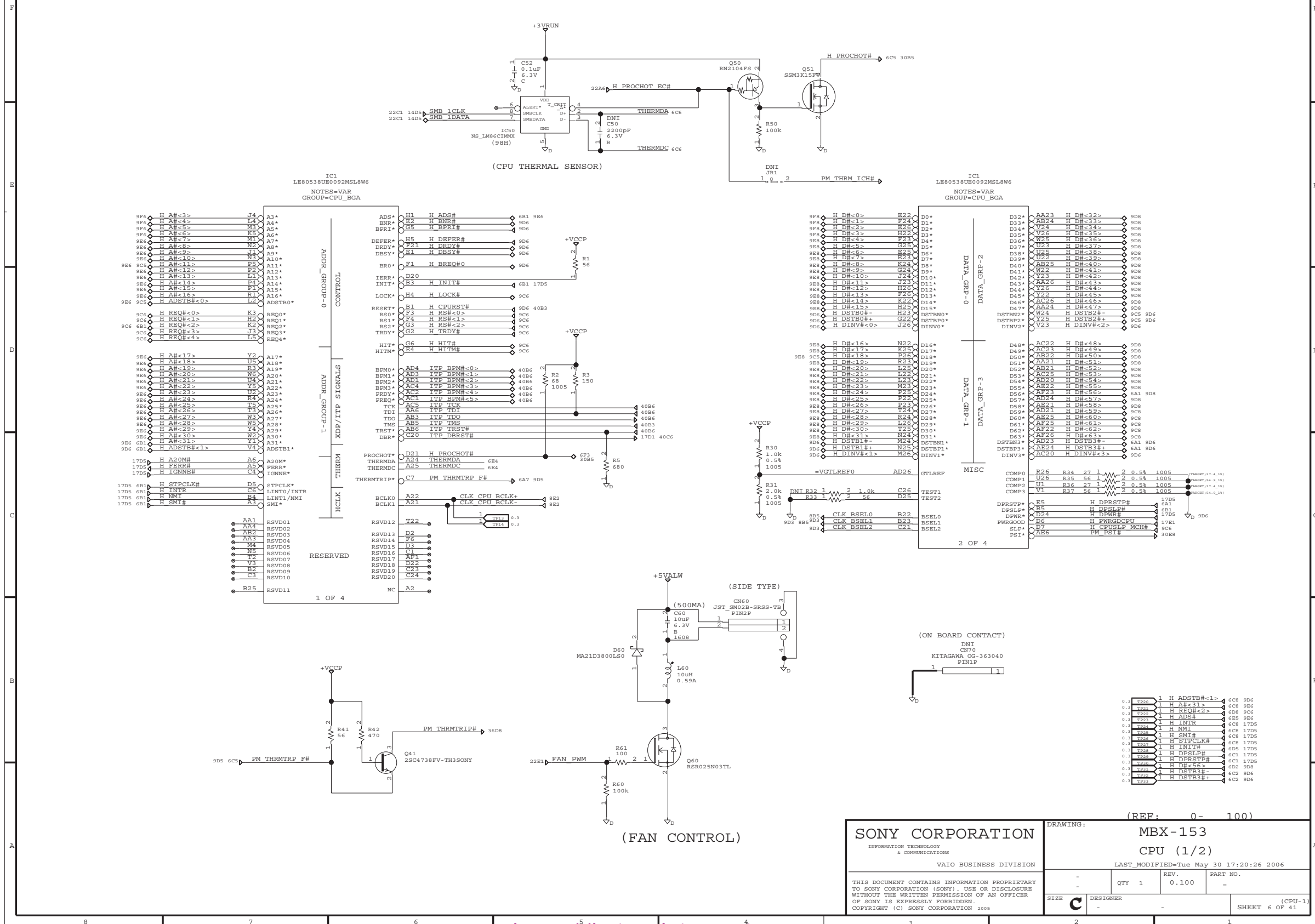
Sony Confidential

VGN-TX36C/TX36GP/TX36SP/TX37CP/TX37GP/TX37LP/TX37SP/TX37TP/TX38CP/TX38HP/TX38RP/TX38XP/TX52B/TX72B/TX72PZ/TX850FP/TX850P/TX92PS/TX92S (J/AM/EU/AO)

\*NOTE: [ ] [ ] [ ] Location Schematic Diagram Sheet Number  
DNI=Do Not Install

**SONY PROPRIETARY INFORMATION**  
**SONY CONFIDENTIAL**

REVISIONS		ZONE	LTR	DESCRIPTION	DATE	APPR.



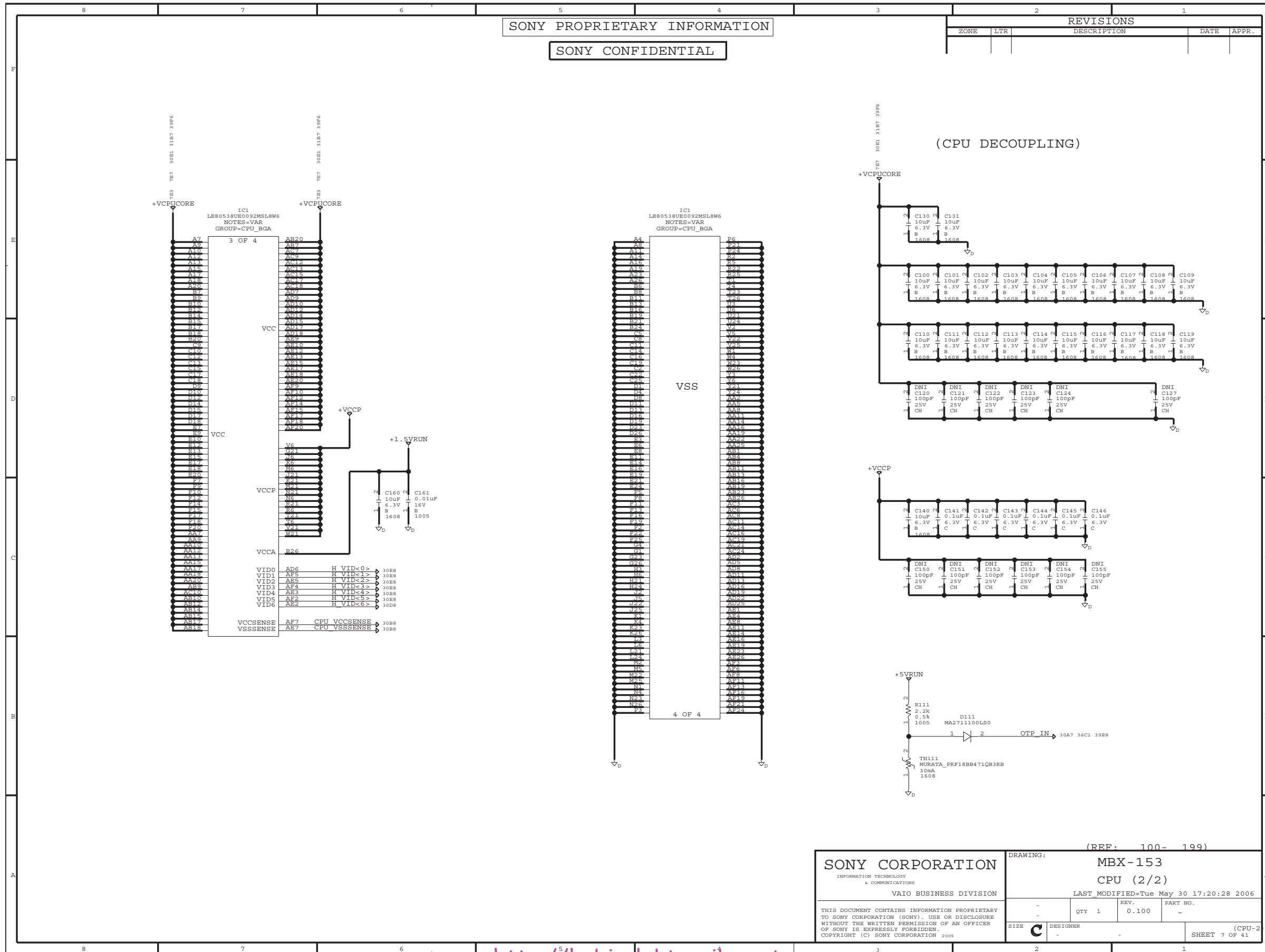
<b>SONY CORPORATION</b> INFORMATION TECHNOLOGY & COMMUNICATIONS VAIO BUSINESS DIVISION		DRAWING: <b>MBX-153</b> <b>CPU (1/2)</b>	
THIS DOCUMENT CONTAINS INFORMATION PROPRIETARY TO SONY CORPORATION (SONY). USE OR DISCLOSURE WITHOUT THE WRITTEN PERMISSION OF AN OFFICER OF SONY IS EXPRESSLY FORBIDDEN. COPYRIGHT (C) SONY CORPORATION 2005		LAST MODIFIED= Tue May 30 17:20:26 2006	REV. PART NO.
REV. 0	QTY 1	REV. 0.100	PART NO. -
SIZE <b>C</b>	DESIGNER -	-	SHEET 6 OF 41 (CPU-1)

<http://hobi-elektronika.net>

**Sony Confidential**

VGN-TX36C/TX36GP/TX36SP/TX37CP/TX37GP/TX37LP/TX37SP/TX37TP/TX38CP/TX38HP/TX38P/TX39RP/TX52B/TX72B/TX72PZ/TX850FP/TX850P/TX92PS/TX92S (J/AM/EU/AO)

\*NOTE :      
 Location  
 Schematic Diagram Sheet Number  
 DNI=Do Not Install



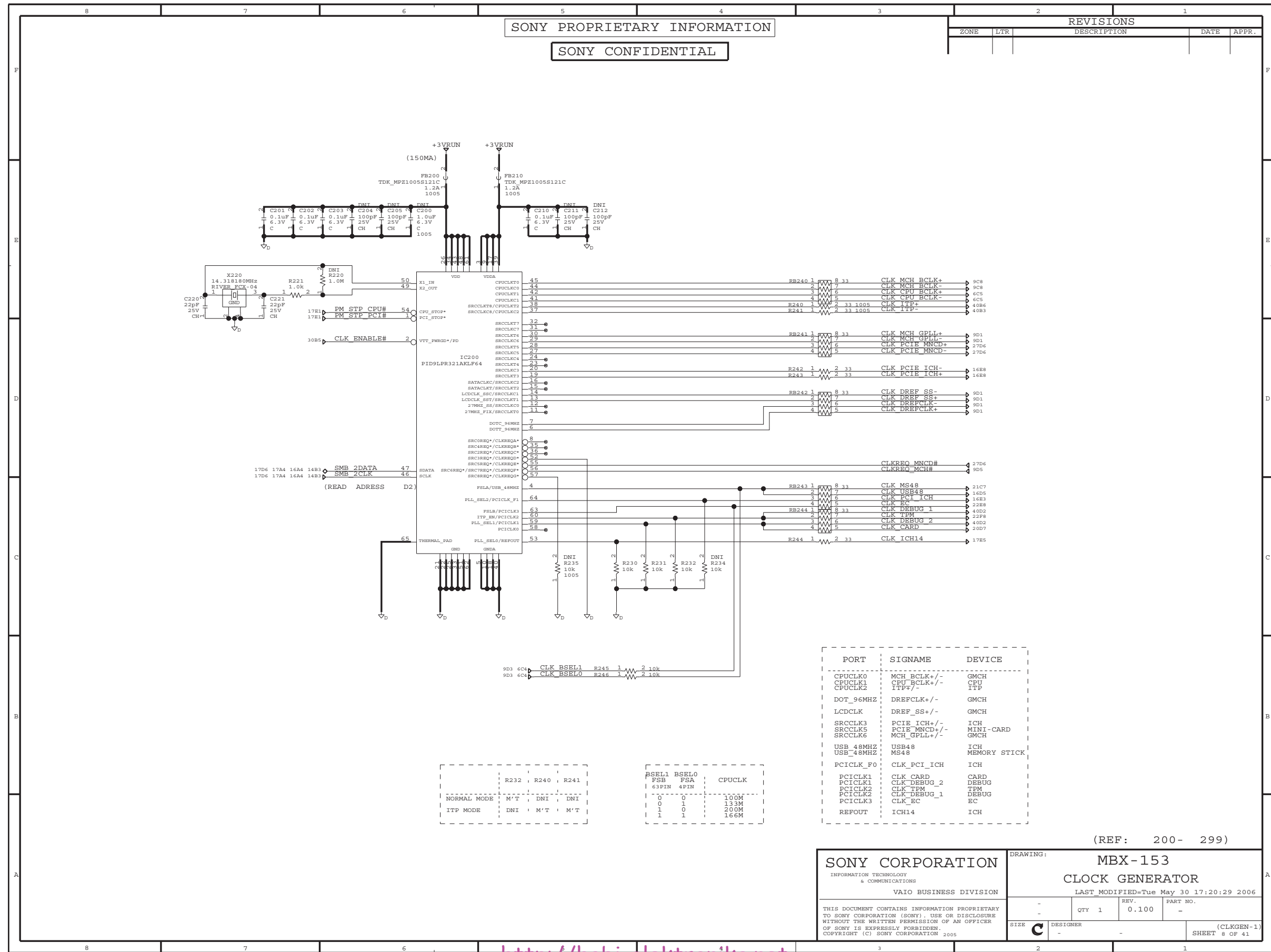
<http://hobi-elektronika.net>

SONY CORPORATION INFORMATION TECHNOLOGY & COMMUNICATIONS VAIO BUSINESS DIVISION		DRAWING: MBX-153 CPU (2/2)	
THIS DOCUMENT CONTAINS INFORMATION PROPRIETARY TO SONY CORPORATION (SONY). USE OR DISCLOSURE WITHOUT THE WRITTEN PERMISSION OF AN OFFICER OF SONY IS EXPRESSLY FORBIDDEN. COPYRIGHT (C) SONY CORPORATION 2005		LAST MODIFIED= Tue May 30 17:20:28 2006	PART NO.
QTY 1	REV. 0.100	DESIGNER	
SIZE C	SHEET 7 OF 41		(CPU-2)

Sony Confidential

VGN-TX36C/TX36GP/TX36SP/TX37CP/TX37GP/TX37LP/TX37SP/TX37TP/  
 TX38CP/TX38HP/TX38RP/TX52B/TX72B/TX72PZ/TX850FP/  
 TX850P/TX92PS/TX92S (J/AM/EU/AO)

\*NOTE :     
 Location  
 Schematic Diagram Sheet Number  
 DNI=Do Not Install



<http://hobi-elektronika.net>


**Sony Confidential**

VGN-TX36C/TX36GP/TX36SP/TX37CP/TX37GP/TX37LP/TX37SP/TX37TP/  
 TX38CP/TX38HP/TX38P/TX38RP/TX52B/TX72B/TX72PZ/TX850FP/  
 TX850P/TX92PS/TX92S (J/AM/EU/AO)

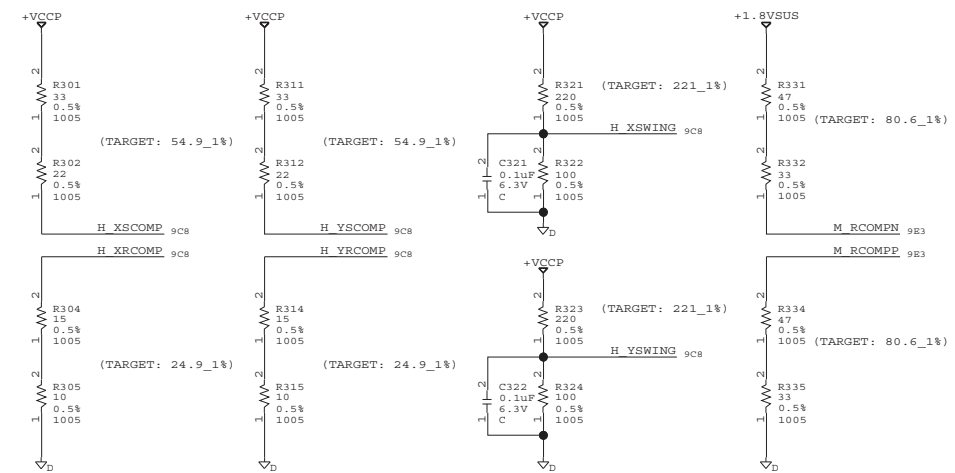
\*NOTE : [ ] [ ] [ ] Location Schematic Diagram Sheet Number DNI=Do Not Install

SONY PROPRIETARY INFORMATION SONY CONFIDENTIAL

Table with columns: ZONE, LTR, DESCRIPTION, DATE, APPR. under the heading REVISIONS.



STRAPPING OPTIONS table with columns: SIGNAME, DISCUPTION, CONFIGURATION. Includes settings for CPG2, CPG3, CPG5, CPG6, CPG19.




SONY CORPORATION logo and drawing information including MBX-153 GMCH (1/5), date, and sheet number (9 OF 41).

http://hobi-elektronika.net

Sony Confidential

VGN-TX36C/TX36GP/TX36SP/TX37CP/TX37GP/TX37LP/TX37SP/TX37TP/TX38CP/TX3HP/TX3XP/TX3XRP/TX52B/TX72B/TX72PZ/TX850F/TX850P/TX92PS/TX92S (J/AM/EU/AO)

\*NOTE: Location Schematic Diagram Sheet Number DNI=Do Not Install

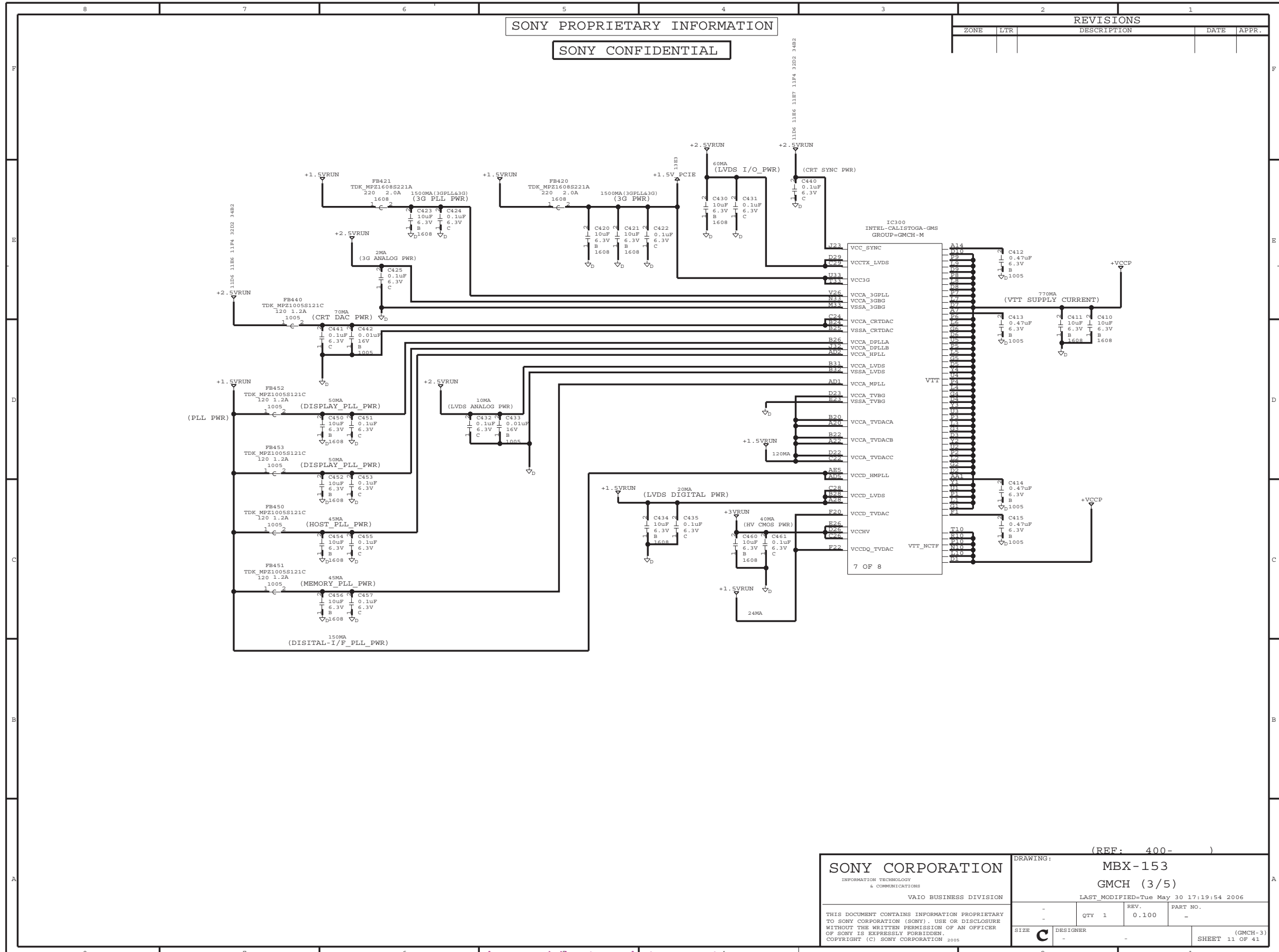


http://hobi-elektronika.net

Sony Confidential

VGN-TX36C/TX36GP/TX36SP/TX37CP/TX37GP/TX37LP/TX37SP/TX37TP/TX38CP/TX38HP/TX38XP/TX38RP/TX52B/TX72B/TX72PZ/TX850FP/TX850P/TX92PS/TX92S (J/AM/EU/AO)

\*NOTE :     
 Location  
 Schematic Diagram Sheet Number  
 DNI=Do Not Install



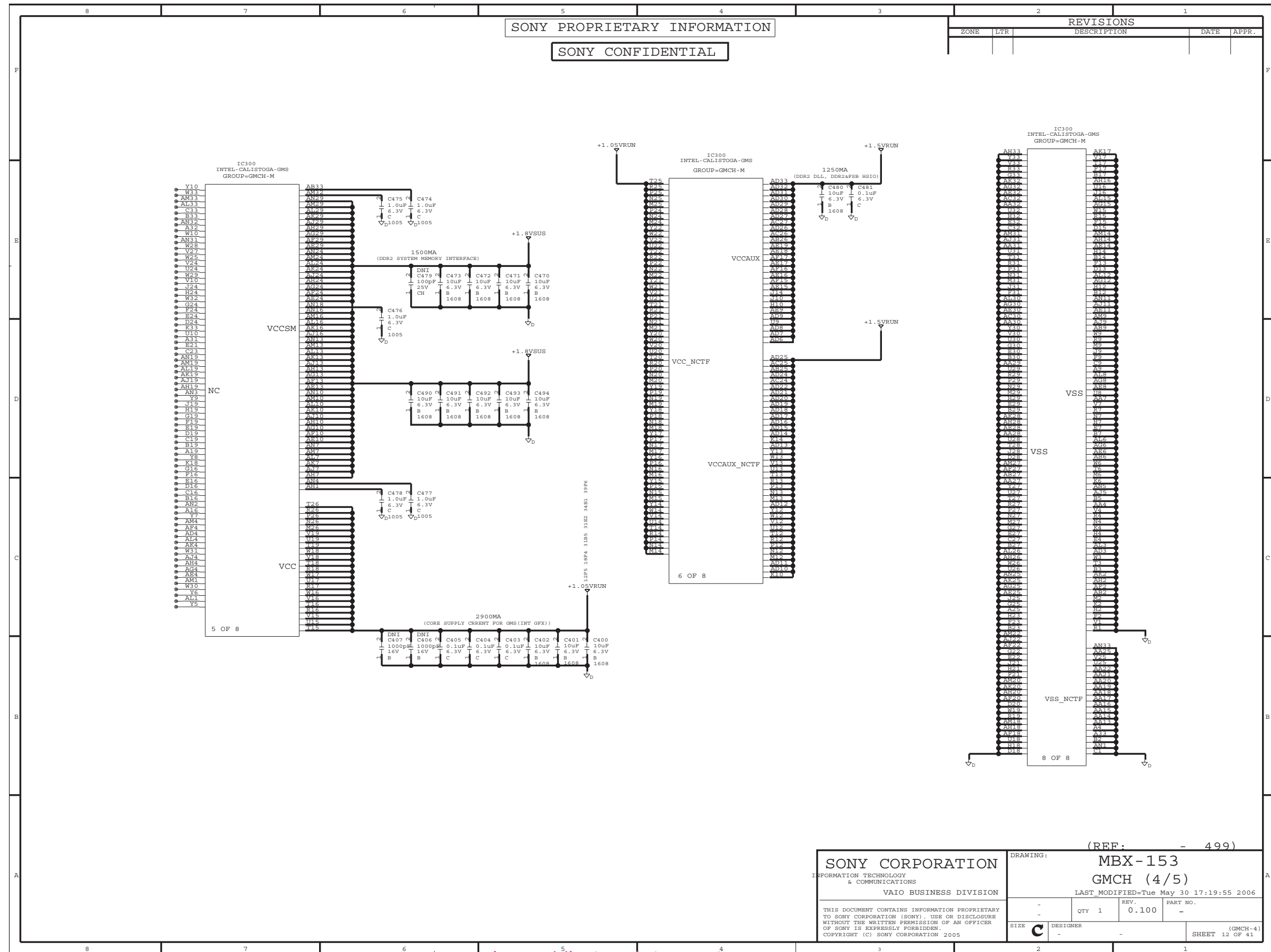
<http://hobi-elektronika.net>

SONY CORPORATION INFORMATION TECHNOLOGY & COMMUNICATIONS VAIO BUSINESS DIVISION		DRAWING: MBX-153 GMCH (3/5) LAST_MODIFIED= Tue May 30 17:19:54 2006	
THIS DOCUMENT CONTAINS INFORMATION PROPRIETARY TO SONY CORPORATION (SONY). USE OR DISCLOSURE OF SONY IS EXPRESSLY FORBIDDEN. COPYRIGHT (C) SONY CORPORATION 2005		QTY 1	REV. 0.100
SIZE C	DESIGNER	PART NO.	(GMCH-3) SHEET 11 OF 41

Sony Confidential

VGN-TX36C/TX36GP/TX36SP/TX37CP/TX37GP/TX37LP/TX37SP/TX37TP/  
 TX38CP/TX3HP/TX3XP/TX3XRP/TX52B/TX72B/TX72PZ/TX850FP/  
 TX850P/TX92PS/TX92S (J/AM/EU/AO)

\*NOTE :     
 Location  
 Schematic Diagram Sheet Number  
 DNI=Do Not Install



SONY CORPORATION INFORMATION TECHNOLOGY & COMMUNICATIONS VAIO BUSINESS DIVISION		DRAWING: MBX-153 GMCH (4/5)	
THIS DOCUMENT CONTAINS INFORMATION PROPRIETARY TO SONY CORPORATION (SONY). USE OR DISCLOSURE WITHOUT THE WRITTEN PERMISSION OF AN OFFICER OF SONY IS EXPRESSLY FORBIDDEN. COPYRIGHT (C) SONY CORPORATION 2005		LAST MODIFIED= Tue May 30 17:19:55 2006	
SIZE	DESIGNER	QTY 1	REV. 0.100
C	-	-	PART NO. -
			SHEET 12 OF 41 (GMCH-4)

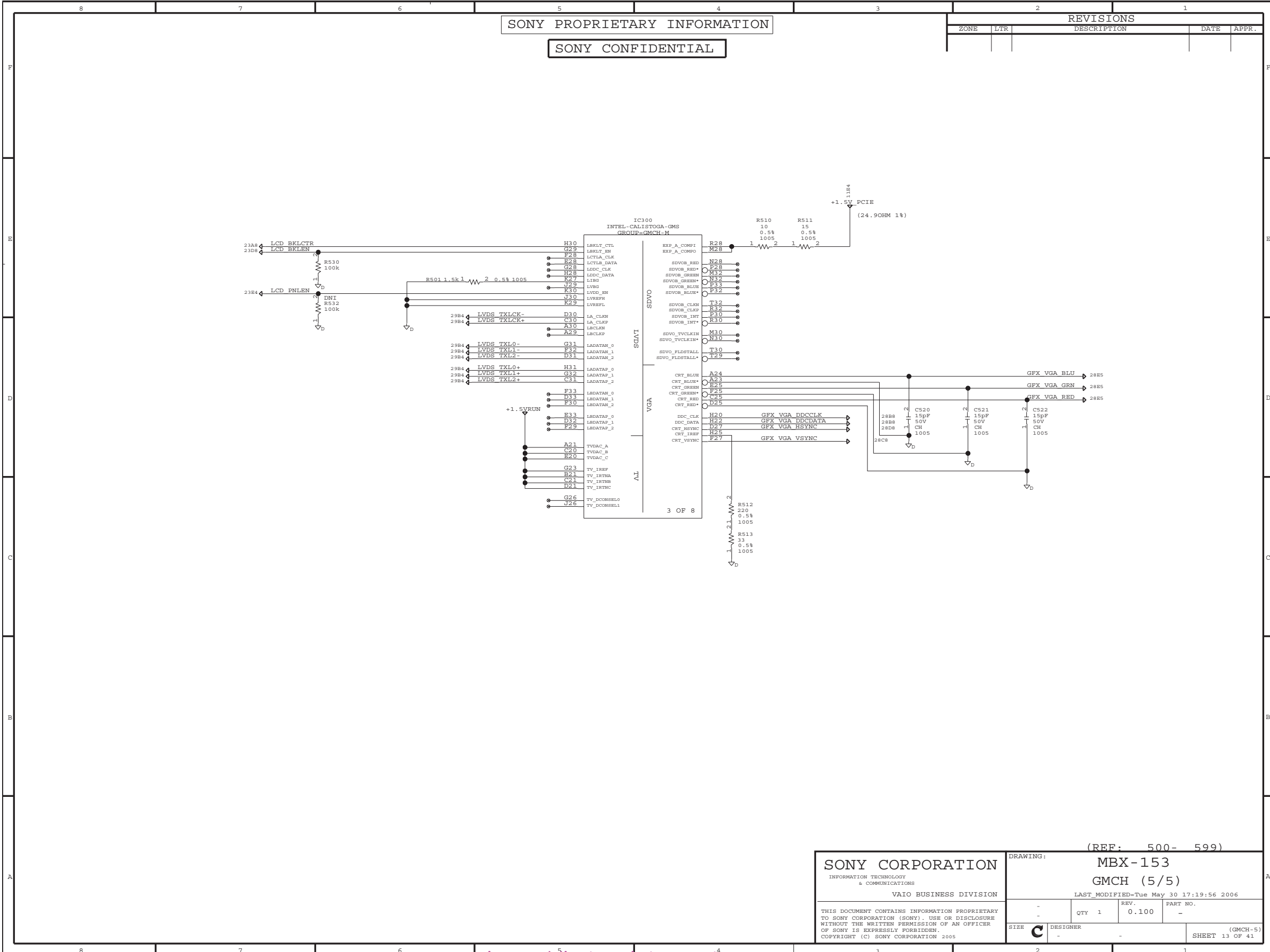
<http://hobi-elektronika.net>

**Sony Confidential**

VGN-TX36C/TX36GP/TX36SP/TX37CP/TX37GP/TX37LP/TX37SP/TX37TP/  
 TX38CP/TX3HP/TX3XP/TX3XRP/TX52B/TX72B/TX72PZ/TX850FP/  
 TX850P/TX92PS/TX92S (J/AM/EU/AO)



\*NOTE :     
 Location  
 Schematic Diagram Sheet Number  
 DNI=Do Not Install



SONY PROPRIETARY INFORMATION  
 SONY CONFIDENTIAL

REVISIONS				
ZONE	LF#	DESCRIPTION	DATE	APPR.

(REF: 500- 599)

SONY CORPORATION		DRAWING: MBX-153	
INFORMATION TECHNOLOGY & COMMUNICATIONS		GMCH (5/5)	
VAIO BUSINESS DIVISION		LAST MODIFIED=Tue May 30 17:19:56 2006	
QTY 1	REV. 0.100	PART NO. -	
SIZE C	DESIGNER -	SHEET 13 OF 41 (GMCH-5)	


THIS DOCUMENT CONTAINS INFORMATION PROPRIETARY TO SONY CORPORATION (SONY). USE OR DISCLOSURE WITHOUT THE WRITTEN PERMISSION OF AN OFFICER OF SONY IS EXPRESSLY FORBIDDEN.  
 COPYRIGHT (C) SONY CORPORATION 2005

<http://hobi-elektronika.net>

Sony Confidential

VGN-TX36C/TX36GP/TX36SP/TX37CP/TX37GP/TX37LP/TX37SP/TX37TP/TX38CP/TX38HP/TX38XP/TX38RP/TX52B/TX72B/TX72PZ/TX850FP/TX850P/TX92PS/TX92S (J/AM/EU/AO)

\*NOTE: [ ] [ ] [ ] Location Schematic Diagram Sheet Number DNI=Do Not Install




<b>SONY CORPORATION</b> INFORMATION TECHNOLOGY & COMMUNICATIONS VAIO BUSINESS DIVISION		DRAWING: <b>MBX-153</b> <b>DDR2 MEMORY (1/2)</b>	
THIS DOCUMENT CONTAINS INFORMATION PROPRIETARY TO SONY CORPORATION (SONY). USE OR DISCLOSURE WITHOUT THE WRITTEN PERMISSION OF AN OFFICER OF SONY IS EXPRESSLY FORBIDDEN. COPYRIGHT (C) SONY CORPORATION 2005		LAST MODIFIED: Tue May 30 17:19:58 2006 REV. - PART NO. - QTY -	
SIZE <b>C</b> DESIGNER -		(MEMORY-1) SHEET 14 OF 41	

\*NOTE: [ ] [ ] [ ]

Location  
Schematic Diagram Sheet Number

DNI=Do Not Install

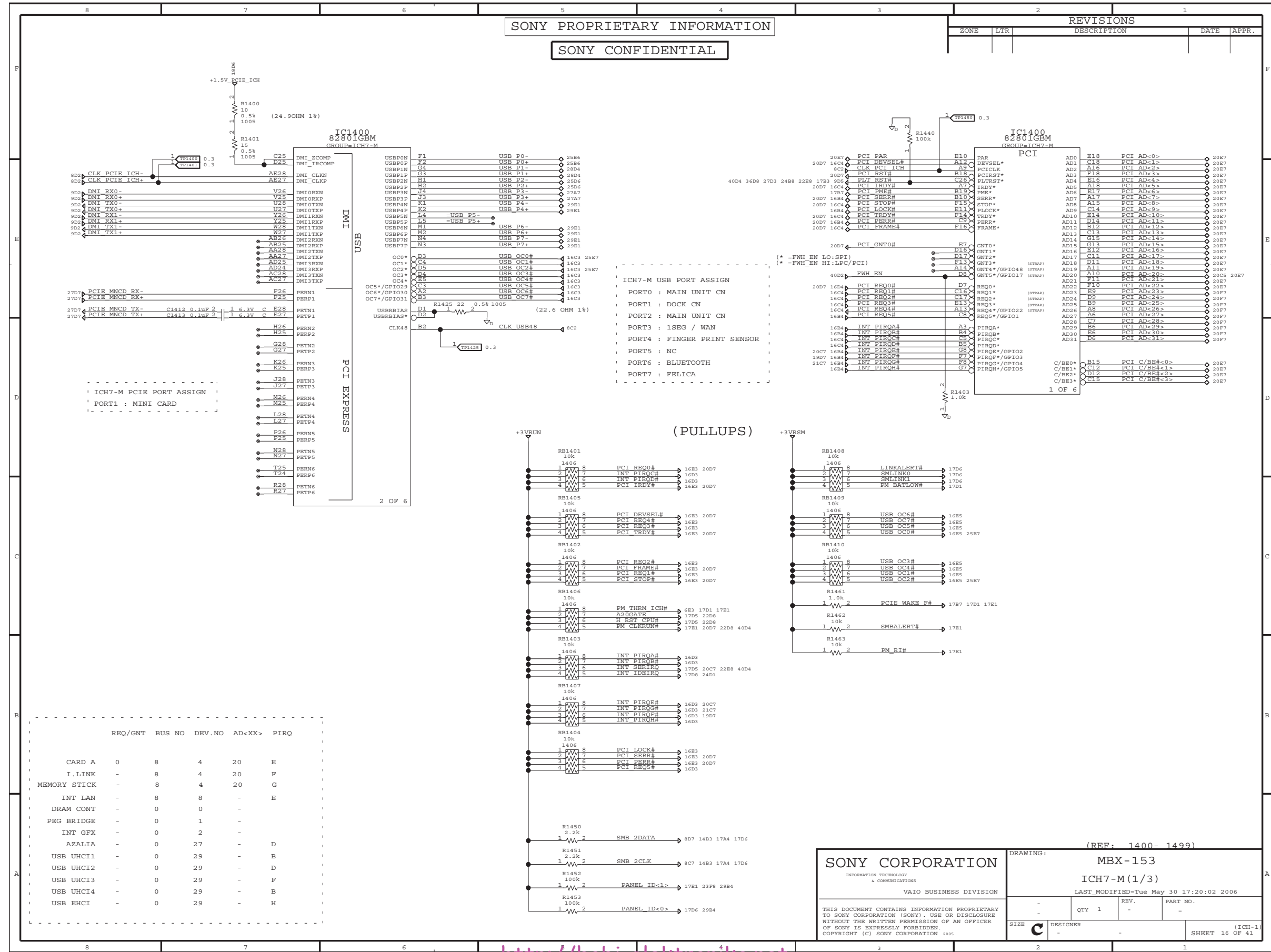


<http://hobi-elektronika.net>

**Sony Confidential**

VGN-TX36C/TX36GP/TX36SP/TX37CP/TX37LP/TX37SP/TX37TP/TX38CP/TX38HP/TX38RP/TX38TP/TX38TB/TX38TZ/TX38PZ/TX850F/P/TX850P/TX92PS/TX92S (J/AM/EU/AO)

\*NOTE :     
 Location  
 Schematic Diagram Sheet Number  
 DNI=Do Not Install



<http://hobi-elektronika.net>

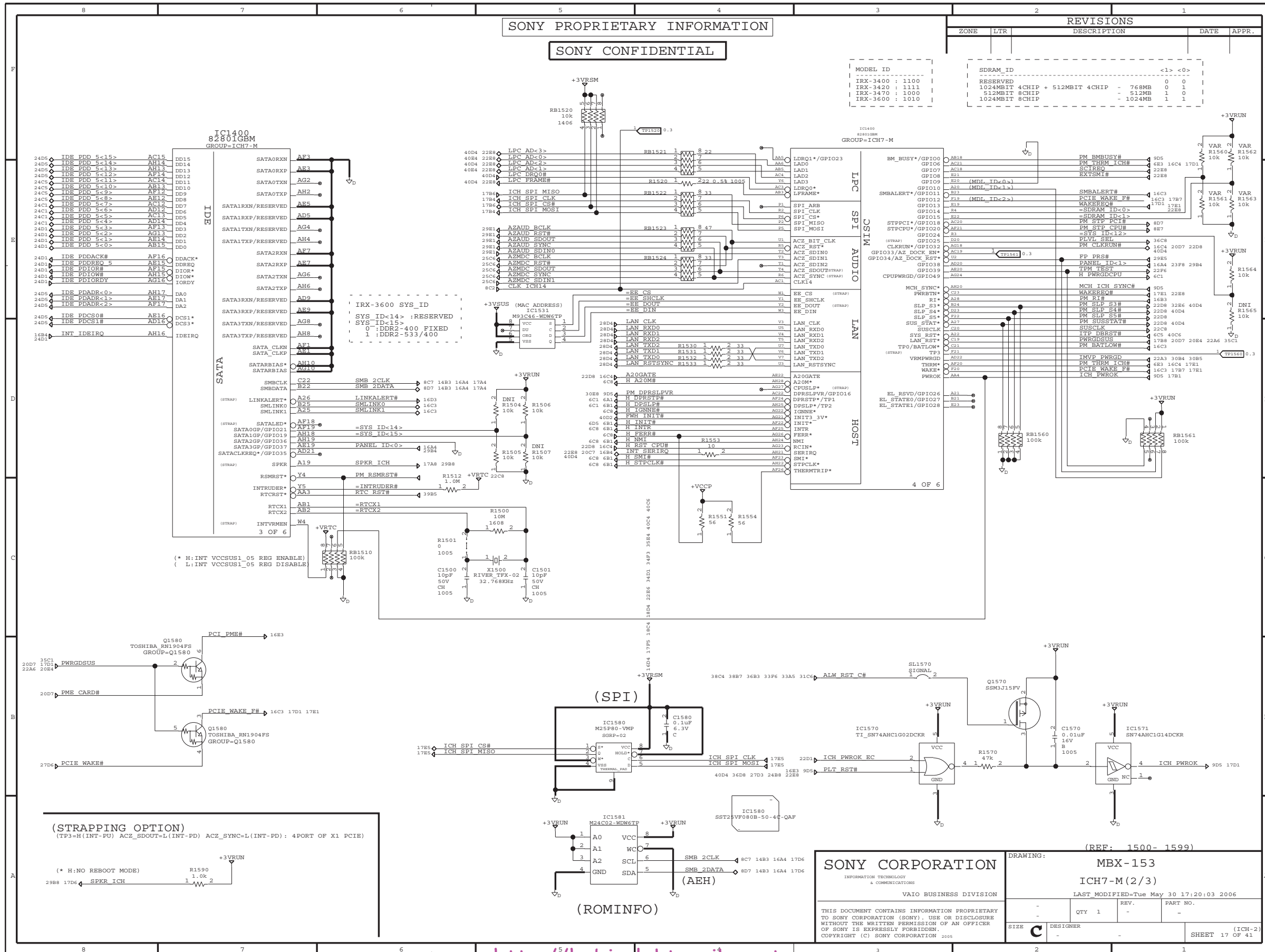
**SONY CORPORATION**  
 INFORMATION TECHNOLOGY & COMMUNICATIONS  
 VAIO BUSINESS DIVISION

DRAWING: MBX-153  
 ICH7-M (1/3)  
 LAST MODIFIED= Tue May 30 17:20:02 2006

QTY	1	REV.	-	PART NO.	-
SIZE	C	DESIGNER	-	(ICH-1) SHEET 16 OF 41	

THIS DOCUMENT CONTAINS INFORMATION PROPRIETARY TO SONY CORPORATION (SONY). USE OR DISCLOSURE WITHOUT THE WRITTEN PERMISSION OF AN OFFICER OF SONY IS EXPRESSLY FORBIDDEN. COPYRIGHT (C) SONY CORPORATION 2005

\*NOTE: [ ] [ ] [ ] Location Schematic Diagram Sheet Number  
DNI=Do Not Install

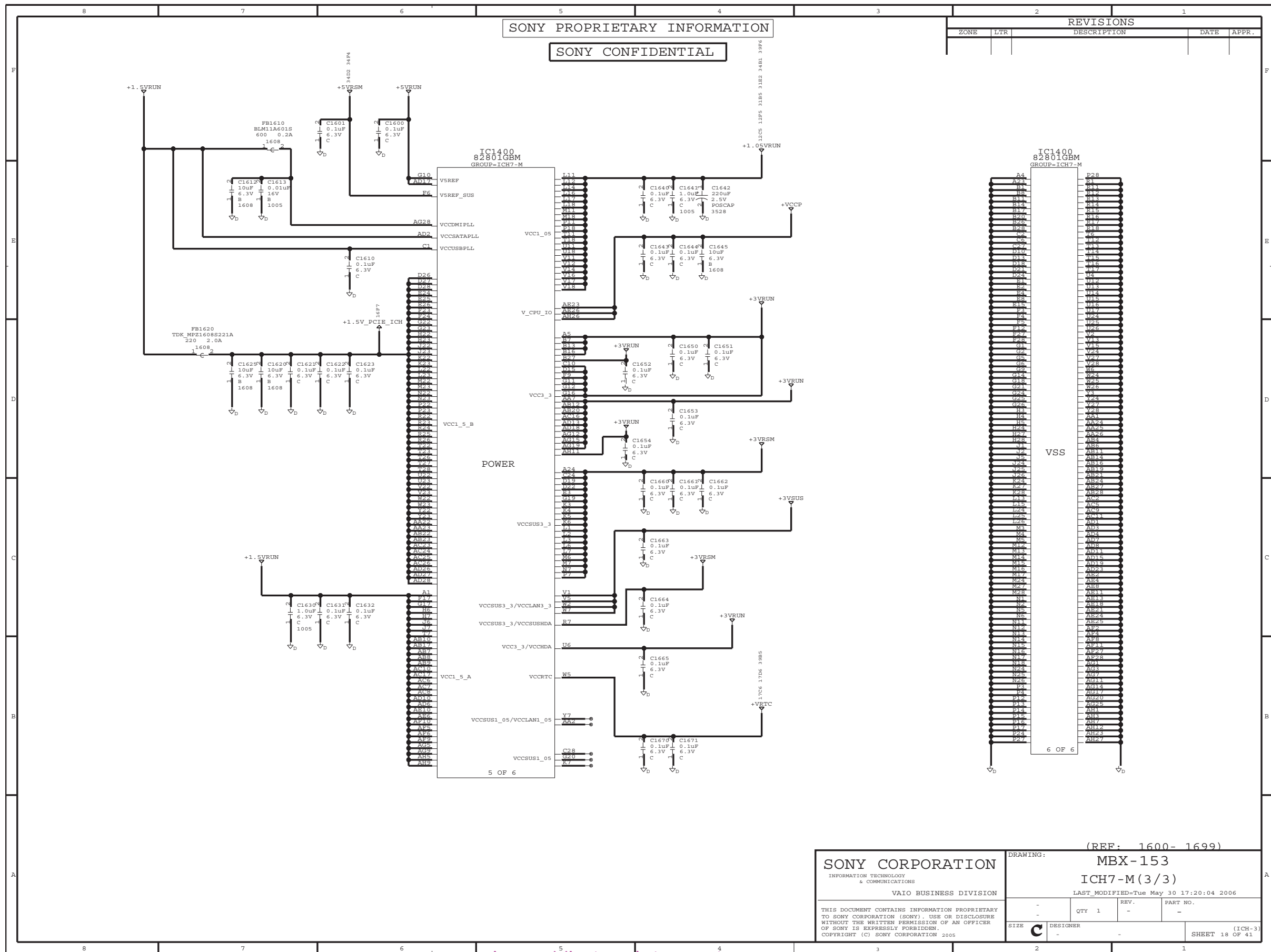


http://hobi-elektronika.net

Sony Confidential

VGN-TX36C/TX36GP/TX36SP/TX37CP/TX37GP/TX37LP/TX37SP/TX37TP/ TX38CP/TX3HP/TX3XP/TX3XRP/TX52B/TX72B/TX72PZ/TX850F/ TX850P/TX92PS/TX92S (J/AM/EU/AO)

\*NOTE :     
 Location  
 Schematic Diagram Sheet Number  
 DNI=Do Not Install



SONY PROPRIETARY INFORMATION  
 SONY CONFIDENTIAL

REVISIONS				
ZONE	LTR	DESCRIPTION	DATE	APPR.

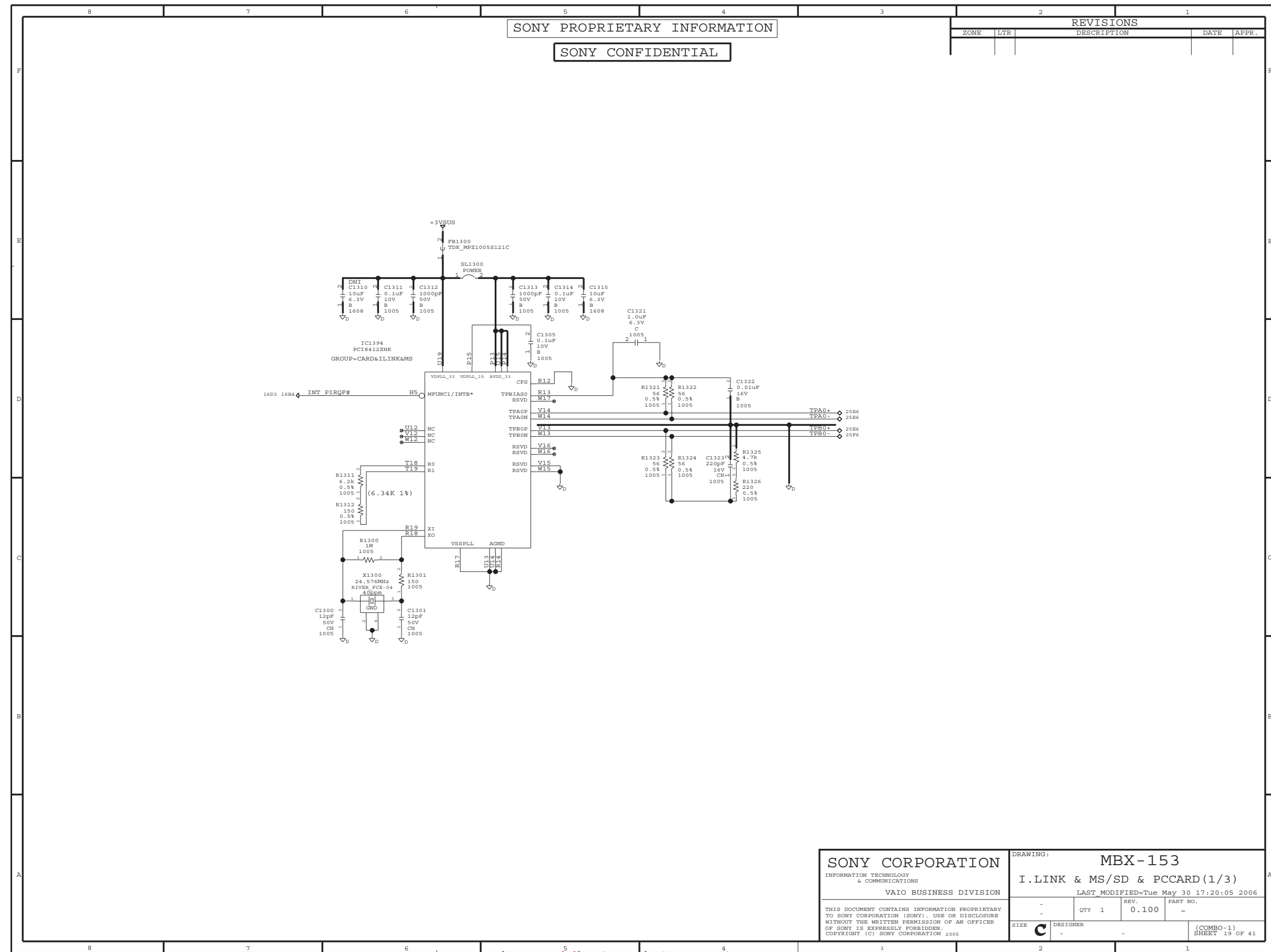
<b>SONY CORPORATION</b> <small>INFORMATION TECHNOLOGY &amp; COMMUNICATIONS</small> <b>VAIO BUSINESS DIVISION</b>		DRAWING: <b>MBX-153</b> <b>ICH7-M (3/3)</b> <small>LAST MODIFIED=Tue May 30 17:20:04 2006</small>													
<small>THIS DOCUMENT CONTAINS INFORMATION PROPRIETARY TO SONY CORPORATION (SONY). USE OR DISCLOSURE WITHOUT THE WRITTEN PERMISSION OF AN OFFICER OF SONY IS EXPRESSLY FORBIDDEN.        COPYRIGHT (C) SONY CORPORATION 2005</small>		<table border="1"> <tr> <th>QTY</th> <th>REV.</th> <th>PART NO.</th> </tr> <tr> <td>1</td> <td>-</td> <td>-</td> </tr> </table>	QTY	REV.	PART NO.	1	-	-	<table border="1"> <tr> <th>SIZE</th> <th>DESIGNER</th> <th>(ICH-3)</th> </tr> <tr> <td>C</td> <td>-</td> <td>SHEET 18 OF 41</td> </tr> </table>	SIZE	DESIGNER	(ICH-3)	C	-	SHEET 18 OF 41
QTY	REV.	PART NO.													
1	-	-													
SIZE	DESIGNER	(ICH-3)													
C	-	SHEET 18 OF 41													

<http://hobi-elektronika.net>

**Sony Confidential**

VGN-TX36C/TX36GP/TX36SP/TX37CP/TX37GP/TX37LP/TX37SP/TX37TP/  
 TX38CP/TX3HP/TX3XP/TX3XRP/TX52B/TX72B/TX72PZ/TX850FP/  
 TX850P/TX92PS/TX92S (J/AM/EU/AO)

\*NOTE :     
 Location  
 Schematic Diagram Sheet Number  
 DNI=Do Not Install



REVISIONS				
ZONE	LTR	DESCRIPTION	DATE	APPR.

SONY CORPORATION INFORMATION TECHNOLOGY & COMMUNICATIONS VAIO BUSINESS DIVISION		DRAWING: MBX-153 I.LINK & MS/SD & PCCARD (1/3)	
THIS DOCUMENT CONTAINS INFORMATION PROPRIETARY TO SONY CORPORATION (SONY). USE OR DISCLOSURE WITHOUT THE WRITTEN PERMISSION OF AN OFFICER OF SONY IS EXPRESSLY FORBIDDEN. COPYRIGHT (C) SONY CORPORATION 2005		LAST MODIFIED= Tue May 30 17:20:05 2006	PART NO. -
SIZE C	DESIGNER -	QTY 1	REV. 0.100
		(COMBO-1) SHEET 19 OF 41	

<http://hobi-elektronika.net>

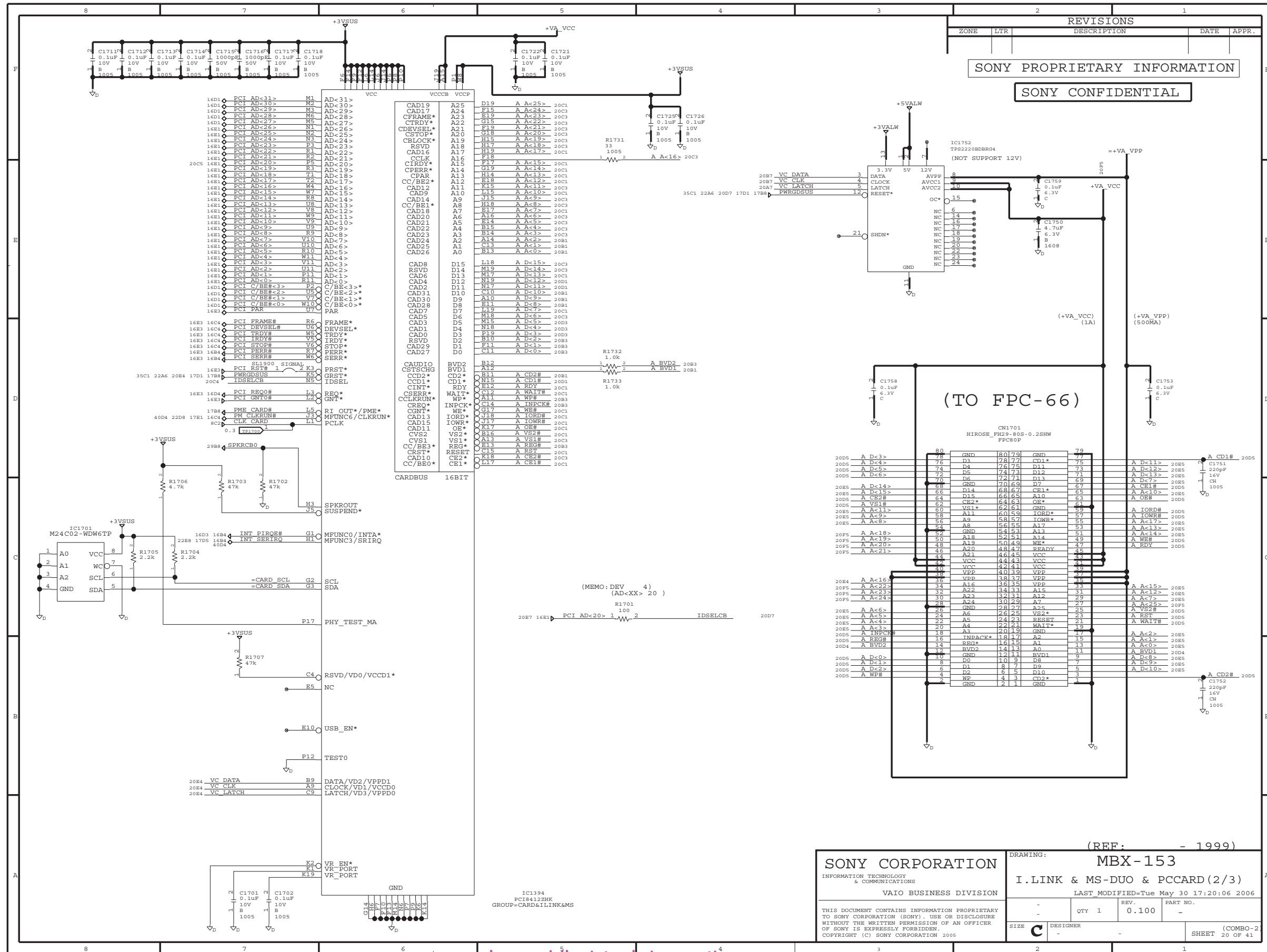
Sony Confidential

VGN-TX36C/TX36GP/TX36SP/TX37CP/TX37GP/TX37LP/TX37SP/TX37TP/  
TX38CP/TX3HP/TX3XP/TX3XRP/TX52B/TX72B/TX72PZ/TX850FP/  
TX850P/TX92PS/TX92S (J/AM/EU/AO)

\*NOTE: [ ] [ ] [ ]

Location  
Schematic Diagram Sheet Number

DNI=Do Not Install



REVISIONS			
ZONE	LTR	DESCRIPTION	DATE

SONY PROPRIETARY INFORMATION  
SONY CONFIDENTIAL

(TO FPC-66)

(REF: - 1999)

SONY CORPORATION		DRAWING: MBX-153	
INFORMATION TECHNOLOGY & COMMUNICATIONS		I.LINK & MS-DUO & PCCARD (2/3)	
VAIO BUSINESS DIVISION		LAST MODIFIED= Tue May 30 17:20:06 2006	
		QTY 1	REV. 0.100
THIS DOCUMENT CONTAINS INFORMATION PROPRIETARY TO SONY CORPORATION (SONY). USE OR DISCLOSURE WITHOUT THE WRITTEN PERMISSION OF AN OFFICER OF SONY IS EXPRESSLY FORBIDDEN.		DESIGNER	PART NO.
COPYRIGHT (C) SONY CORPORATION 2005			
SIZE C			(COMBO-2 SHEET 20 OF 41)

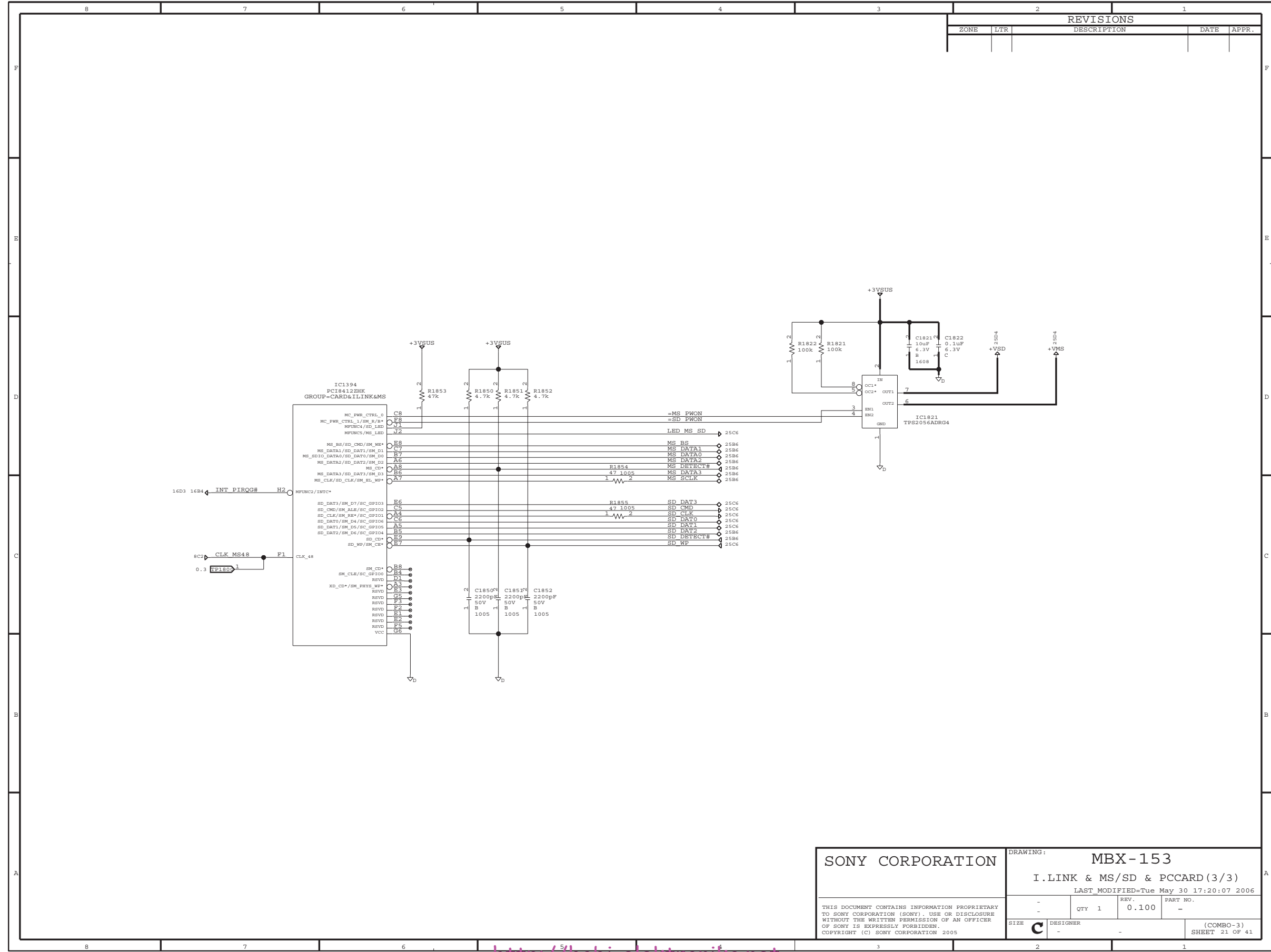
<http://hobi-elektronika.net>

Sony Confidential

VGN-TX36C/TX36GP/TX36SP/TX37CP/TX37GP/TX37LP/TX37SP/TX37TP/TX38CP/TX38HP/TX38P/TX38RP/TX38TB/TX38ZB/TX38ZP/TX38ZS/TX38ZT/TX38ZU/TX38ZV/TX38ZW/TX38ZX/TX38ZY/TX38ZZ/TX39CP/TX39GP/TX39LP/TX39SP/TX39TP/TX39CP/TX39GP/TX39LP/TX39SP/TX39TP/TX39CP/TX39GP/TX39LP/TX39SP/TX39TP



\*NOTE :     
 Location  
 Schematic Diagram Sheet Number  
 DNI=Do Not Install



REVISIONS				
ZONE	LTR	DESCRIPTION	DATE	APPR.

SONY CORPORATION		DRAWING: MBX-153		
		I.LINK & MS/SD & PCCARD (3/3)		
		LAST_MODIFIED= Tue May 30 17:20:07 2006		
		QTY 1	REV. 0.100	PART NO. -
THIS DOCUMENT CONTAINS INFORMATION PROPRIETARY TO SONY CORPORATION (SONY). USE OR DISCLOSURE WITHOUT THE WRITTEN PERMISSION OF AN OFFICER OF SONY IS EXPRESSLY FORBIDDEN. COPYRIGHT (C) SONY CORPORATION 2005		SIZE C	DESIGNER -	(COMBO-3) SHEET 21 OF 41

<http://hobi-elektronika.net>

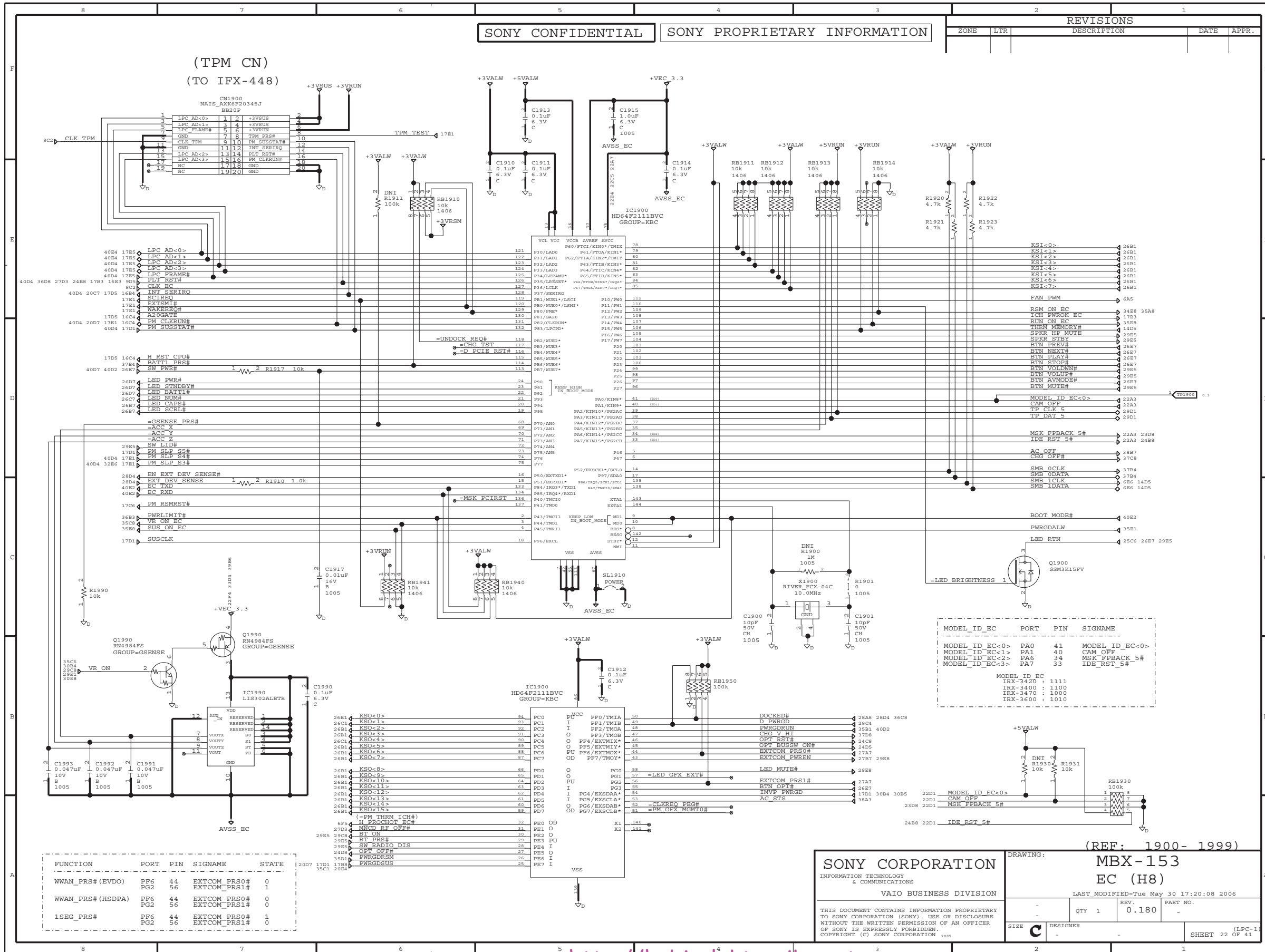
Sony Confidential

VGN-TX36C/TX36GP/TX36SP/TX37CP/TX37GP/TX37LP/TX37SP/TX37TP/  
 TX38CP/TX38HP/TX38P/TX38RP/TX52B/TX72B/TX72PZ/TX850FP/  
 TX850P/TX92PS/TX92S (J/AM/EU/AO)

\*NOTE: [ ] [ ] [ ]

Location  
Schematic Diagram Sheet Number

DNI=Do Not Install

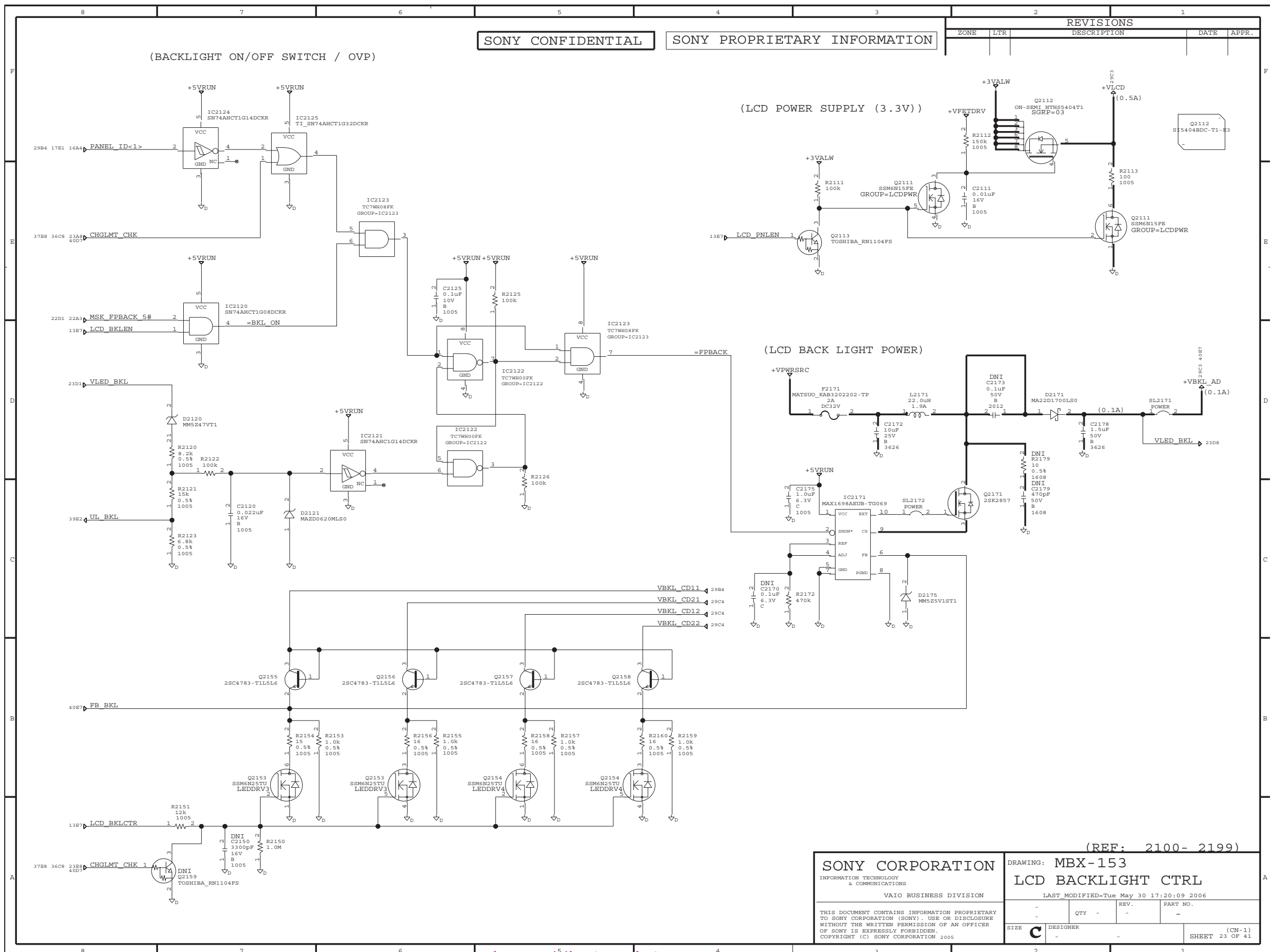


<http://hobi-elektronika.net>

**Sony Confidential**

VGN-TX36C/TX36GP/TX36SP/TX37CP/TX37GP/TX37LP/TX37SP/TX37TP/TX38CP/TX38HP/TX38P/TX39RP/TX52B/TX72B/TX72PZ/TX850FP/TX850P/TX92PS/TX92S (J/AM/EU/AO)

\*NOTE :     
 Location Schematic Diagram Sheet Number  
 DNI=Do Not Install



SONY CONFIDENTIAL SONY PROPRIETARY INFORMATION

ZONE	LTR	DESCRIPTION	DATE	APPR.

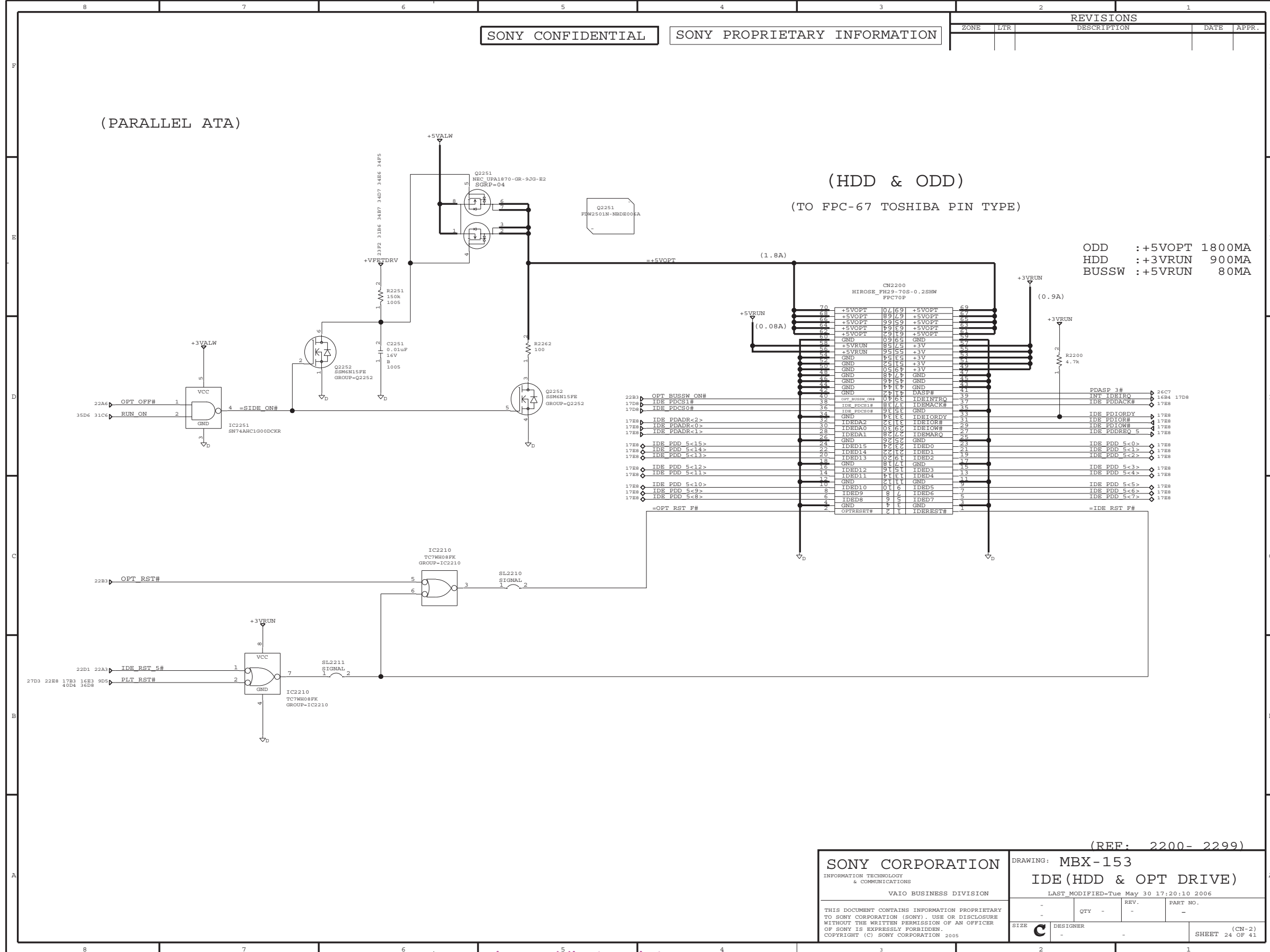
<b>SONY CORPORATION</b> INFORMATION TECHNOLOGY & COMMUNICATIONS VAIO BUSINESS DIVISION		DRAWING: MBX-153 <b>LCD BACKLIGHT CTRL</b>	
THIS DOCUMENT CONTAINS INFORMATION PROPRIETARY TO SONY CORPORATION (SONY). USE OR DISCLOSURE WITHOUT THE WRITTEN PERMISSION OF AN OFFICER OF SONY IS EXPRESSLY FORBIDDEN. COPYRIGHT (C) SONY CORPORATION 2006		LAST MODIFIED=Tue May 30 17:20:09 2006	PART NO.
SIZE <b>C</b>	DESIGNER	QTY -	REV. -
SHEET 23 OF 41			(CN-1)

<http://hobi-elektronika.net>

**Sony Confidential**

VGN-TX36C/TX36GP/TX36SP/TX37CP/TX37GP/TX37LP/TX37SP/TX37TP/  
 TX38CP/TX3HP/TX3XP/TX3XRP/TX52B/TX72B/TX72PZ/TX850FP/  
 TX850P/TX92PS/TX92S (J/AM/EU/AO)

\*NOTE :     
 Location  
 Schematic Diagram Sheet Number  
 DNI=Do Not Install



http://hobi-elektronika.net

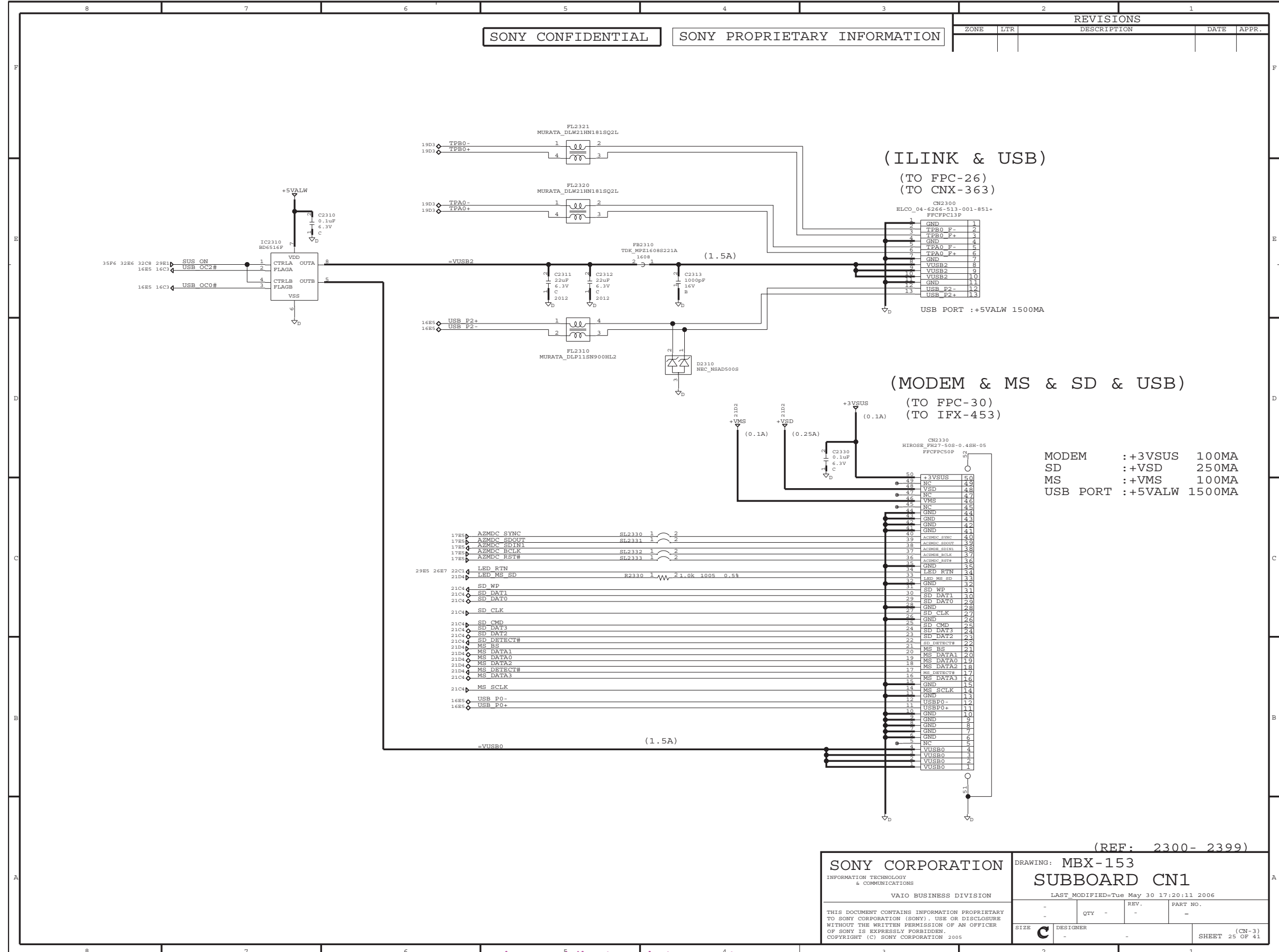
(REF: 2200- 2299)

<b>SONY CORPORATION</b> INFORMATION TECHNOLOGY & COMMUNICATIONS VAIO BUSINESS DIVISION		DRAWING: MBX-153 <b>IDE (HDD &amp; OPT DRIVE)</b>	
THIS DOCUMENT CONTAINS INFORMATION PROPRIETARY TO SONY CORPORATION (SONY). USE OR DISCLOSURE WITHOUT THE WRITTEN PERMISSION OF AN OFFICER OF SONY IS EXPRESSLY FORBIDDEN. COPYRIGHT (C) SONY CORPORATION 2005		LAST_MODIFIED= Tue May 30 17:20:10 2006	PART NO.
SIZE <b>C</b>	DESIGNER	QTY -	REV. -
		SHEET 24 OF 43 (CN-2)	

Sony Confidential

VGN-TX36C/TX36GP/TX36SP/TX37CP/TX37GP/TX37LP/TX37SP/TX37TP/  
 TX38CP/TX3HP/TX3XP/TX3XRP/TX52B/TX72B/TX72PZ/TX850FP/  
 TX850P/TX92PS/TX92S (J/AM/EU/AO)

\*NOTE :     
 Location  
 Schematic Diagram Sheet Number  
 DNI=Do Not Install



<http://hobi-elektronika.net>

**SONY CORPORATION**  
 INFORMATION TECHNOLOGY & COMMUNICATIONS  
 VAIO BUSINESS DIVISION

**DRAWING: MBX-153**  
**SUBBOARD CN1**

LAST MODIFIED= Tue May 30 17:20:11 2006

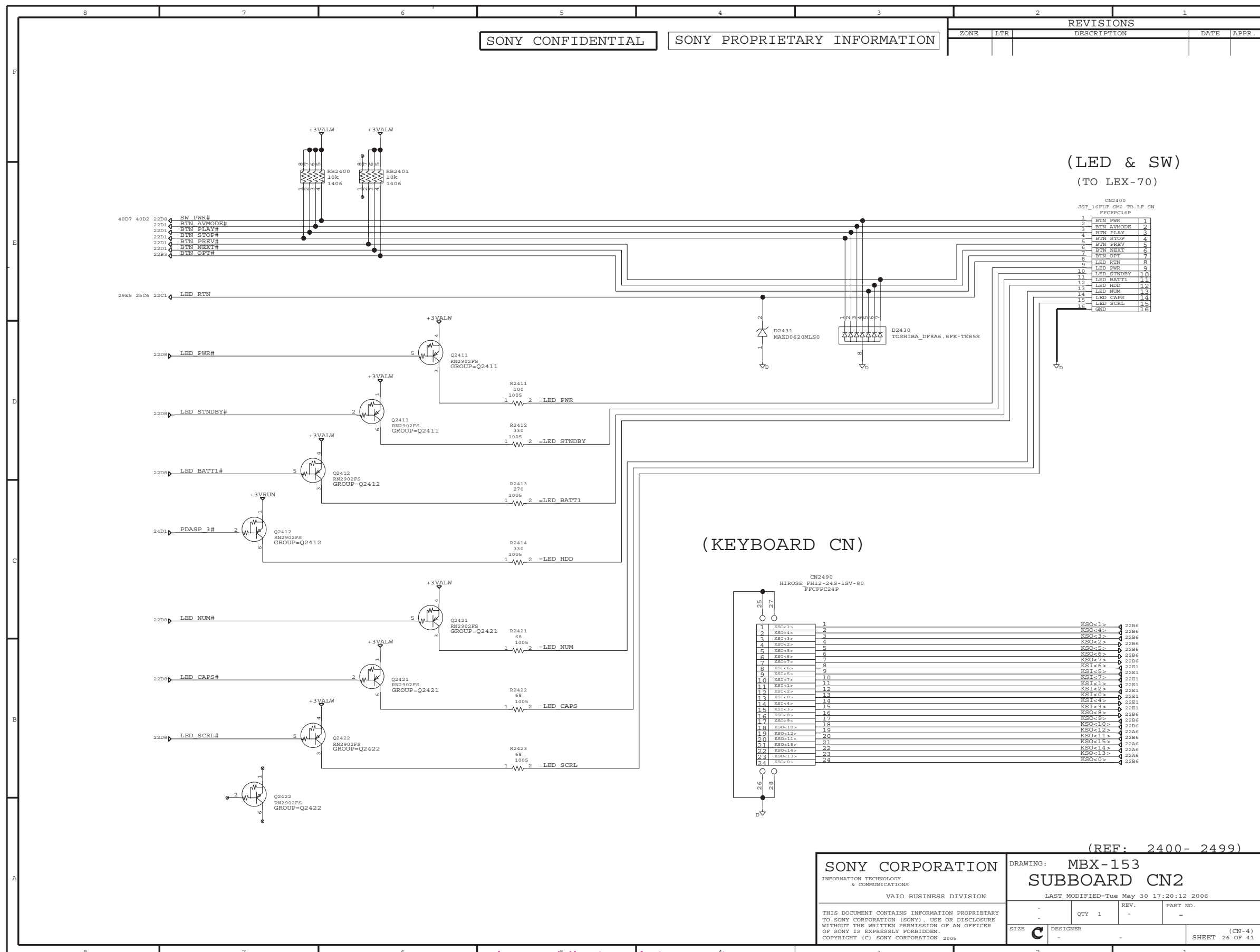
QTY	REV.	PART NO.
-	-	-

SIZE **C** DESIGNER SHEET (CN-3) 25 OF 41

**Sony Confidential**

VGN-TX36C/TX36GP/TX36SP/TX37CP/TX37GP/TX37LP/TX37SP/TX37TP/  
 TX38CP/TX3HP/TX3XP/TX3XRP/TX52B/TX72B/TX72PZ/TX850FP/  
 TX850P/TX92PS/TX92S (J/AM/EU/AO)

\*NOTE: [ ] [ ] [ ] Location Schematic Diagram Sheet Number DNI=Do Not Install



SONY CONFIDENTIAL SONY PROPRIETARY INFORMATION

Table with columns: ZONE, LTR, DESCRIPTION, DATE, APPR. Title: REVISIONS

(LED & SW) (TO LEX-70)

(KEYBOARD CN)

(REF: 2400-2499)

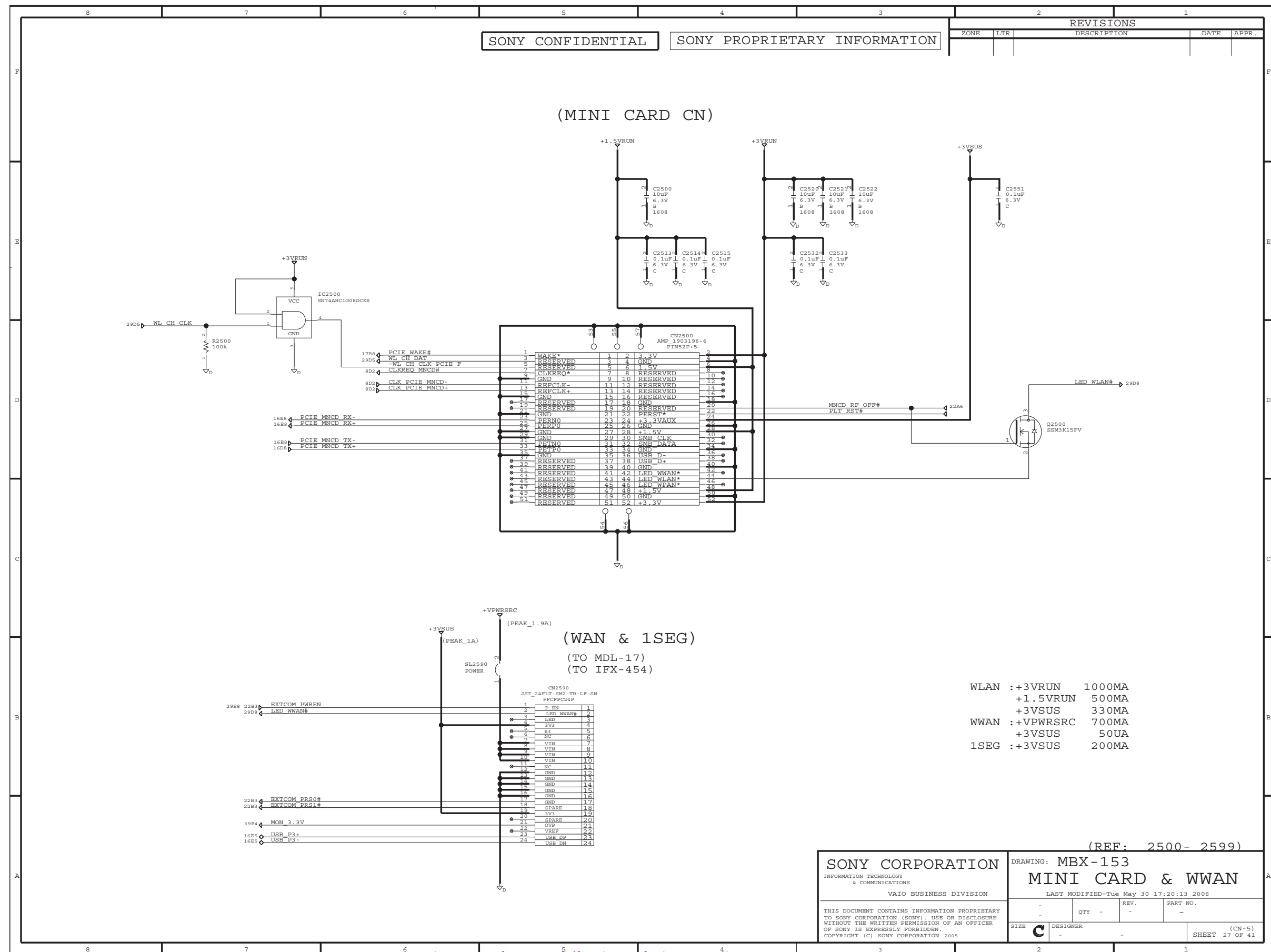
SONY CORPORATION INFORMATION TECHNOLOGY & COMMUNICATIONS VAI0 BUSINESS DIVISION DRAWING: MBX-153 SUBBOARD CN2 LAST\_MODIFIED= Tue May 30 17:20:12 2006 QTY 1 REV. - PART NO. - DESIGNER - SHEET 26 OF 41 (CN-4)

http://hobi-elektronika.net

Sony Confidential

VGN-TX36C/TX36GP/TX36SP/TX37CP/TX37GP/TX37LP/TX37SP/TX37TP/TX38CP/TX3HP/TX3XP/TX3XRP/TX52B/TX72B/TX72PZ/TX850FP/TX850P/TX92PS/TX92S (J/AM/EU/AO)

\*NOTE :     
 Location  
 Schematic Diagram Sheet Number  
 DNI=Do Not Install



<http://hobi-elektronika.net>

SONY CORPORATION  
 INFORMATION TECHNOLOGY & COMMUNICATIONS  
 VAI0 BUSINESS DIVISION

DRAWING: MBX-153  
**MINI CARD & WWAN**  
 LAST MODIFIED= Tue May 30 17:20:13 2006

REV.	QTY	DESIGNER	PART NO.
-	-	-	-

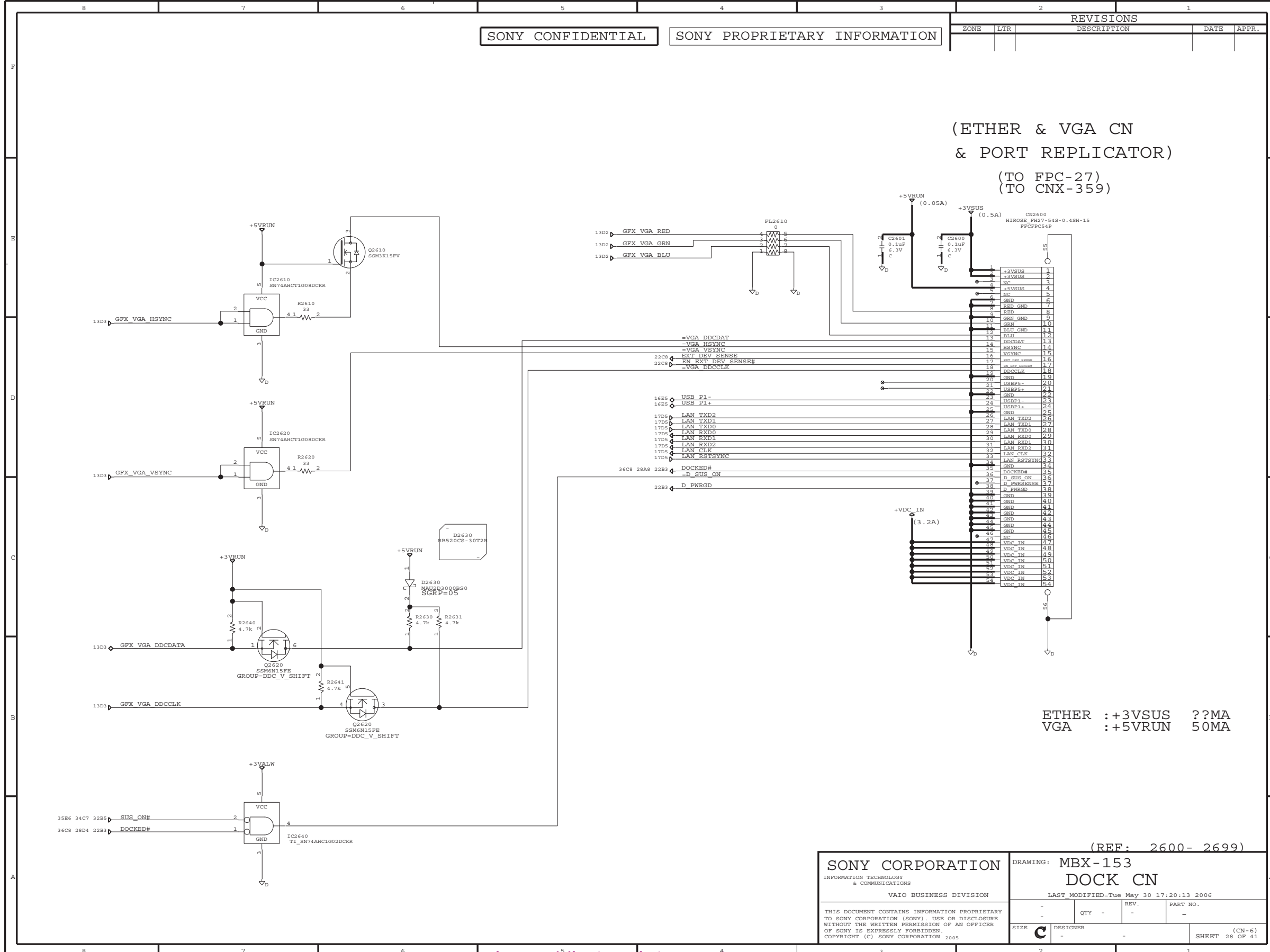
THIS DOCUMENT CONTAINS INFORMATION PROPRIETARY TO SONY CORPORATION (SCVP). USE OR DISCLOSURE WITHOUT THE WRITTEN PERMISSION OF AN OFFICER OF SONY IS EXPRESSLY FORBIDDEN.  
 COPYRIGHT (C) SONY CORPORATION 2005

SIZE **C** SHEET 27 OF 41 (CN-5)

Sony Confidential

VGN-TX36C/TX36GP/TX36SP/TX37CP/TX37GP/TX37LP/TX37SP/TX37TP/  
 TX38CP/TX38HP/TX38P/TX39RP/TX52B/TX72B/TX72PZ/TX850FP/  
 TX850P/TX92PS/TX92S (J/AM/EU/AO)

\*NOTE :     
 Location  
 Schematic Diagram Sheet Number  
 DNI=Do Not Install



<b>SONY CORPORATION</b> INFORMATION TECHNOLOGY & COMMUNICATIONS VAIO BUSINESS DIVISION		DRAWING: MBX-153 <b>DOCK CN</b>	
THIS DOCUMENT CONTAINS INFORMATION PROPRIETARY TO SONY CORPORATION (SONY). USE OR DISCLOSURE WITHOUT THE WRITTEN PERMISSION OF AN OFFICER OF SONY IS EXPRESSLY FORBIDDEN. COPYRIGHT (C) SONY CORPORATION 2006		LAST MODIFIED= Tue May 30 17:20:13 2006	REV.    PART NO.
SIZE <b>C</b>	DESIGNER	-	(CN-6) SHEET 28 OF 41

<http://hobi-elektronika.net>

**Sony Confidential**

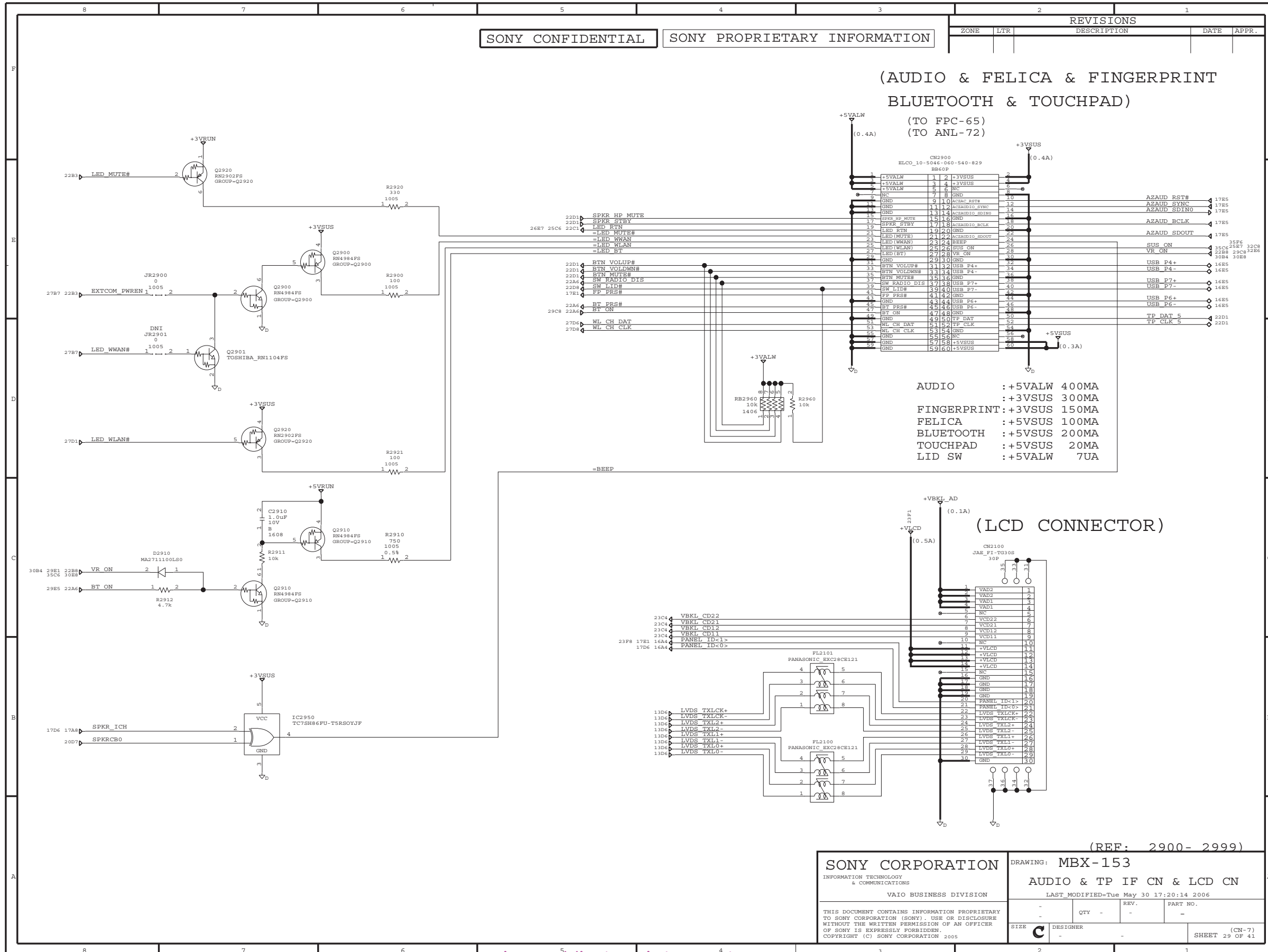
VGN-TX36C/TX36GP/TX36SP/TX37CP/TX37GP/TX37LP/TX37SP/TX37TP/  
TX38CP/TX3HP/TX3XP/TX3XRP/TX52B/TX72B/TX72PZ/TX850FP/  
TX850P/TX92PS/TX92S (J/AM/EU/AO)



+NOTE :

Location  
Schematic Diagram Sheet Number

DNI=Do Not Install

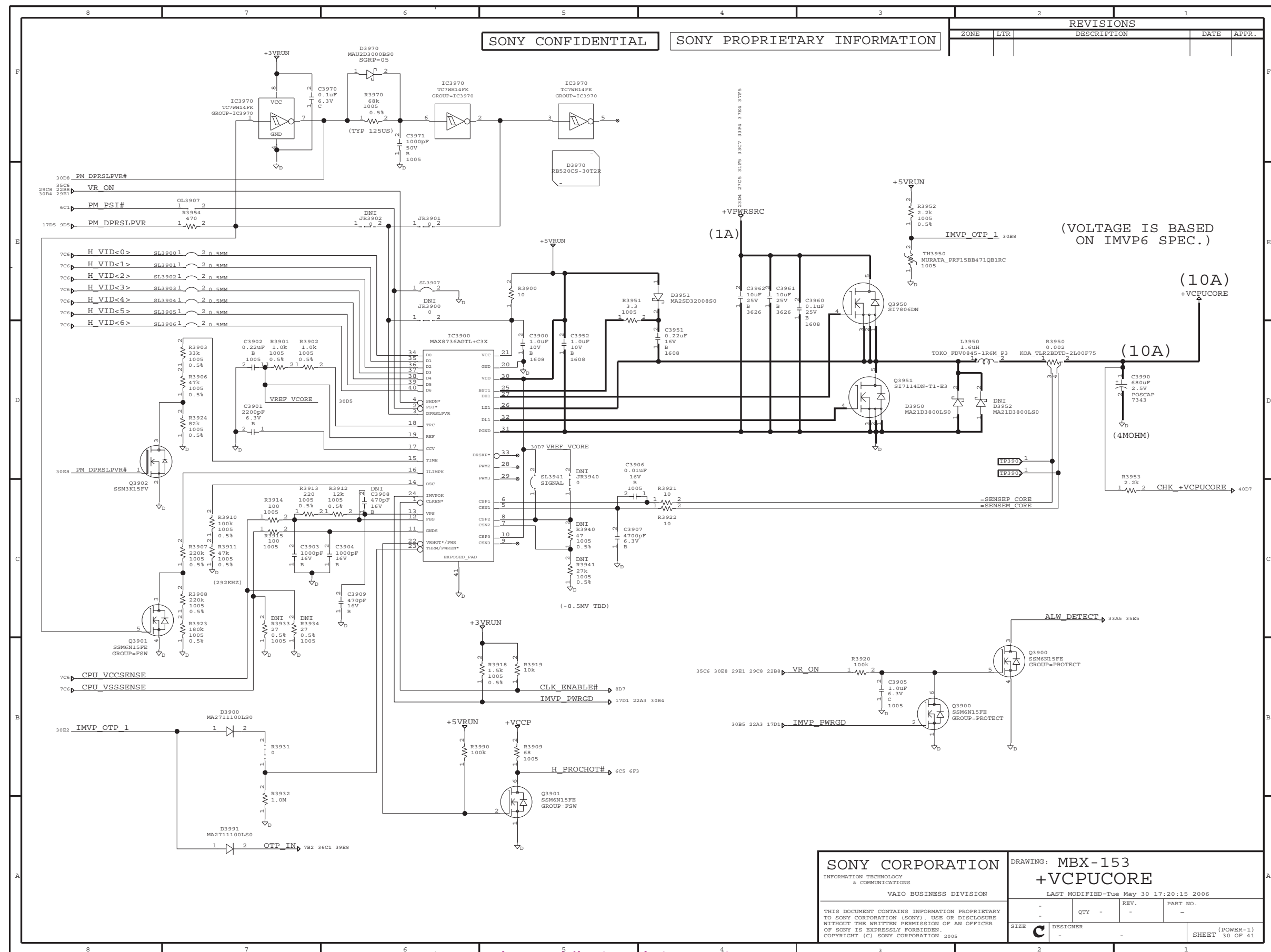


<http://hobi-elektronika.net>

Sony Confidential

VGN-TX36C/TX36GP/TX36SP/TX37CP/TX37GP/TX37LP/TX37SP/TX37TP/ TX38CP/TX3HP/TX3XP/TX3XRP/TX52B/TX72B/TX72PZ/TX850FP/ TX850P/TX92PS/TX92S (J/AM/EU/AO)

\*NOTE :     
 Location  
 Schematic Diagram Sheet Number  
 DNI=Do Not Install



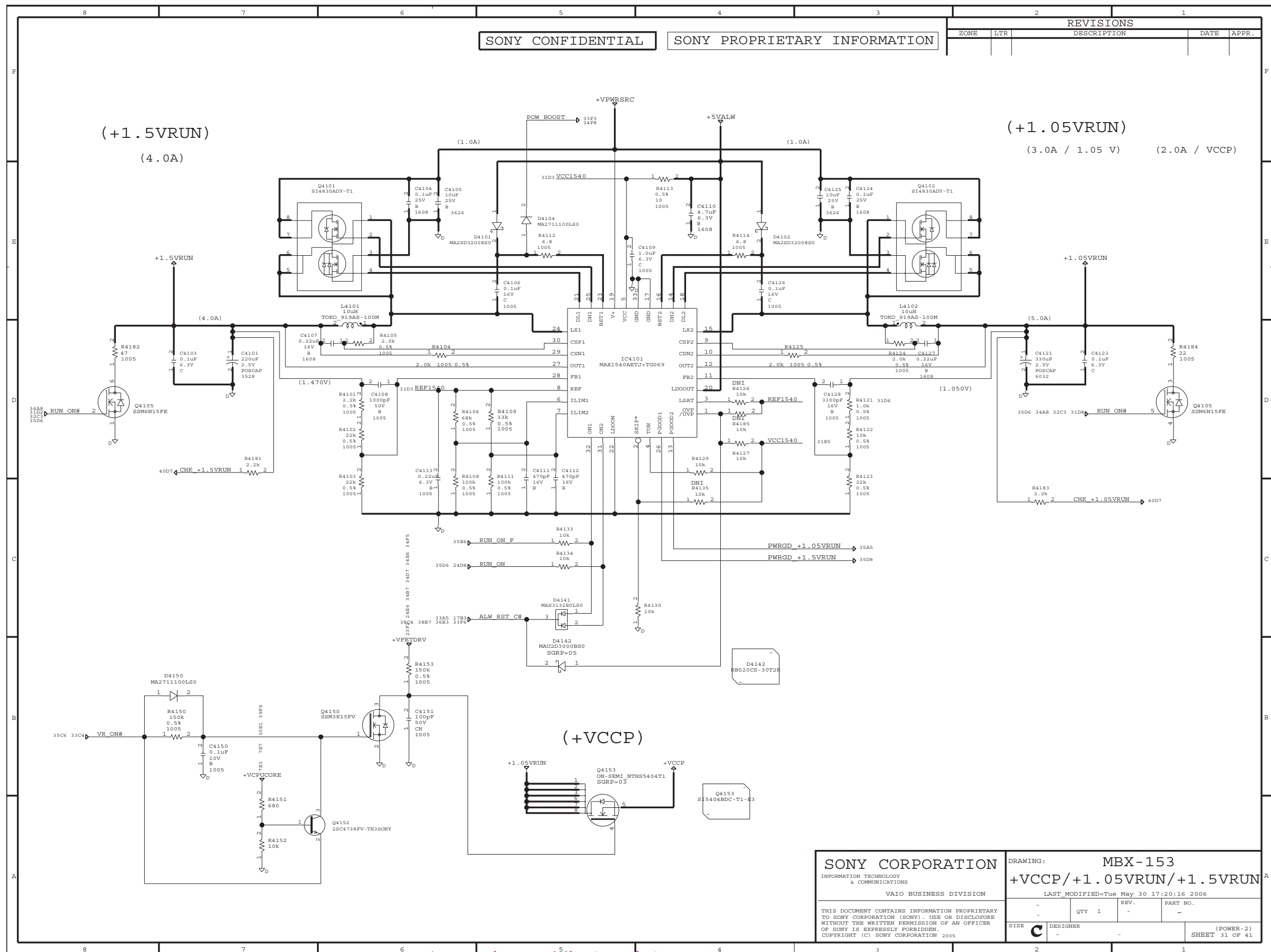
<http://hobi-elektronika.net>

<b>SONY CORPORATION</b> INFORMATION TECHNOLOGY & COMMUNICATIONS VAIQ BUSINESS DIVISION		DRAWING: MBX-153 <b>+VCPUCORE</b> LAST MODIFIED= Tue May 30 17:20:15 2006	
<small>THIS DOCUMENT CONTAINS INFORMATION PROPRIETARY TO SONY CORPORATION (SCRV). USE OR DISCLOSURE WITHOUT THE WRITTEN PERMISSION OF AN OFFICER OF SONY IS EXPRESSLY FORBIDDEN.          COPYRIGHT (C) SONY CORPORATION 2005</small>		QTY - REV. - PART NO. -	DESIGNER - SHEET (POWER-1) 30 OF 41

Sony Confidential

VGN-TX36C/TX36GP/TX36SP/TX37CP/TX37GP/TX37LP/TX37SP/TX37TP/  
 TX38CP/TX3HP/TX3XP/TX3XRP/TX52B/TX72B/TX72PZ/TX850FP/  
 TX850P/TX92PS/TX92S (J/AM/EU/AO)

\*NOTE :     
 Location  
 Schematic Diagram Sheet Number  
 DNI=Do Not Install

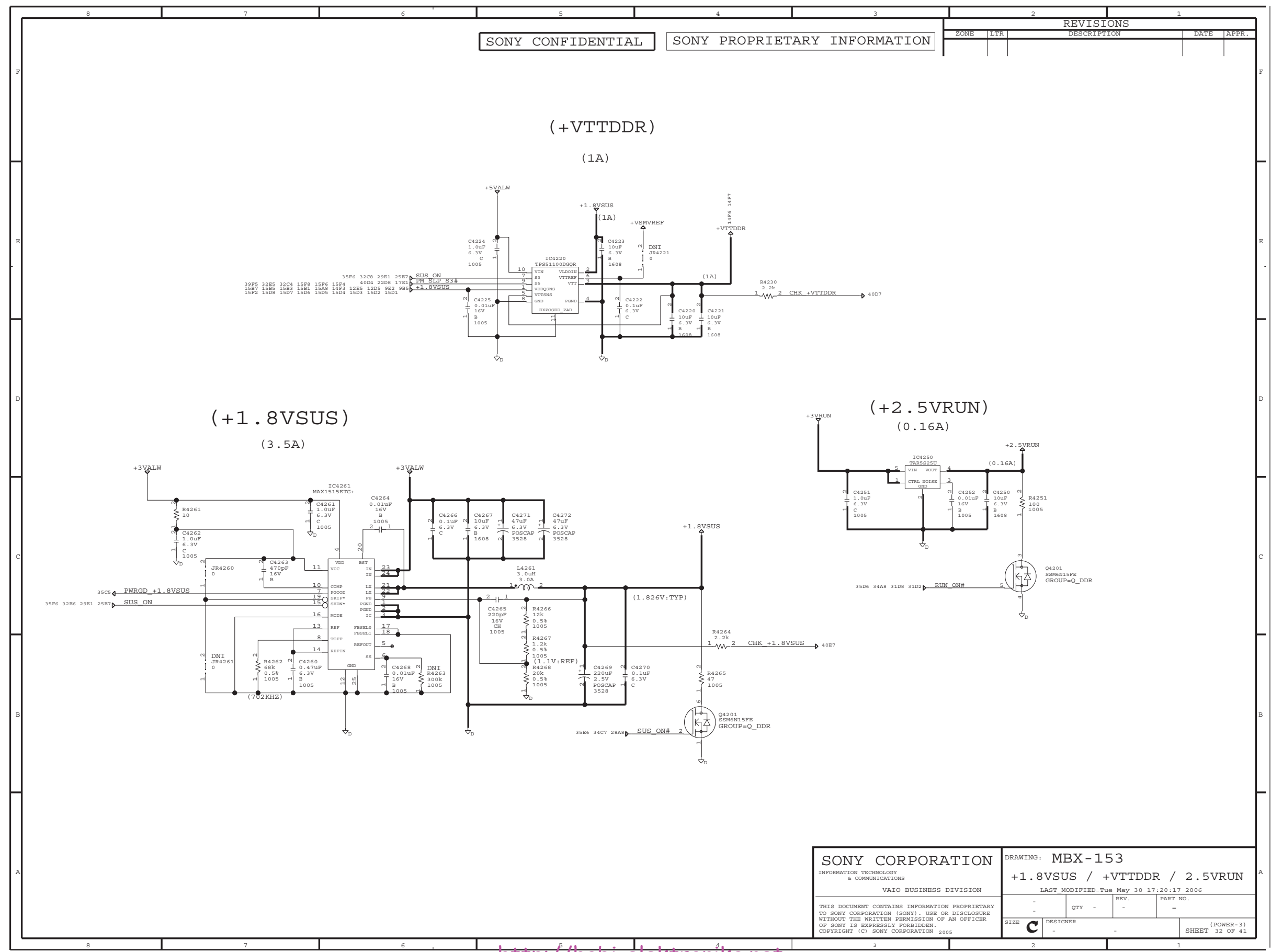


SONY CONFIDENTIAL SONY PROPRIETARY INFORMATION

REVISIONS				
ZONE	LTR	DESCRIPTION	DATE	APPR.

<b>SONY CORPORATION</b> INFORMATION TECHNOLOGY & COMMUNICATIONS VAIO BUSINESS DIVISION		DRAWING: MBX-153 <b>+VCCP/+1.05VVRUN/+1.5VVRUN</b>	
LAST MODIFIED=Tue May 30 17:20:16 2006			
	QTY 1	REV.	PART NO.
SIZE	DESIGNER		(POWER-2) SHEET 31 OF 41

\*NOTE :     
 Location  
 Schematic Diagram Sheet Number  
 DNI=Do Not Install



SONY CONFIDENTIAL SONY PROPRIETARY INFORMATION

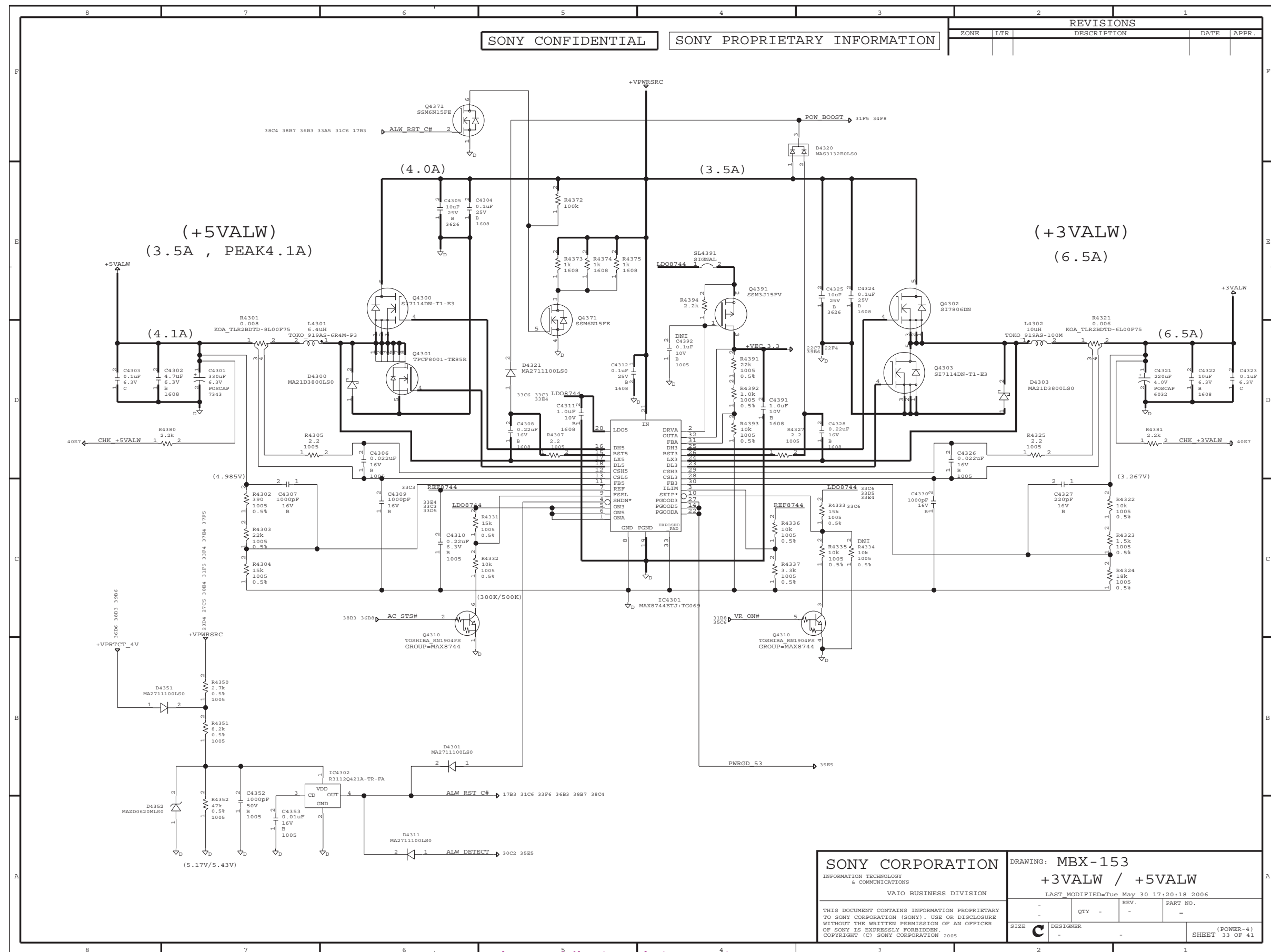
<b>SONY CORPORATION</b> INFORMATION TECHNOLOGY & COMMUNICATIONS VAIO BUSINESS DIVISION		DRAWING: MBX-153 <b>+1.8VSUS / +VTDDR / 2.5VRUN</b>	
THIS DOCUMENT CONTAINS PROPRIETARY TO SONY CORPORATION (SONY). USE OR DISCLOSURE WITHOUT THE WRITTEN PERMISSION OF AN OFFICER OF SONY IS EXPRESSLY FORBIDDEN. COPYRIGHT (C) SONY CORPORATION 2005		LAST MODIFIED=Tue May 30 17:20:17 2006	PART NO.
SIZE <b>C</b>	DESIGNER	QTY -	REV. -
SHEET (POWER-3)			SHEET 32 OF 41

<http://hobi-elektronika.net>

Sony Confidential

VGN-TX36C/TX36GP/TX36SP/TX37CP/TX37GP/TX37LP/TX37SP/TX37TP/TX38CP/TX38HP/TX38P/TX38RP/TX52B/TX72B/TX72PZ/TX850FP/TX850P/TX92PS/TX92S (J/AM/EU/AO)

\*NOTE :     
 Location  
 Schematic Diagram Sheet Number  
 DNI=Do Not Install



SONY CONFIDENTIAL SONY PROPRIETARY INFORMATION

REVISIONS				
ZONE	LTR	DESCRIPTION	DATE	APPR.

**SONY CORPORATION**  
 INFORMATION TECHNOLOGY & COMMUNICATIONS  
 VAIQ BUSINESS DIVISION

DRAWING: MBX-153  
**+3VALW / +5VALW**  
 LAST MODIFIED= Tue May 30 17:20:18 2006

REV.	QTY	REV.	PART NO.
-	-	-	-

THIS DOCUMENT CONTAINS INFORMATION PROPRIETARY TO SONY CORPORATION (SONY). USE OR DISCLOSURE WITHOUT THE WRITTEN PERMISSION OF AN OFFICER OF SONY IS EXPRESSLY FORBIDDEN.  
 COPYRIGHT (C) SONY CORPORATION 2005

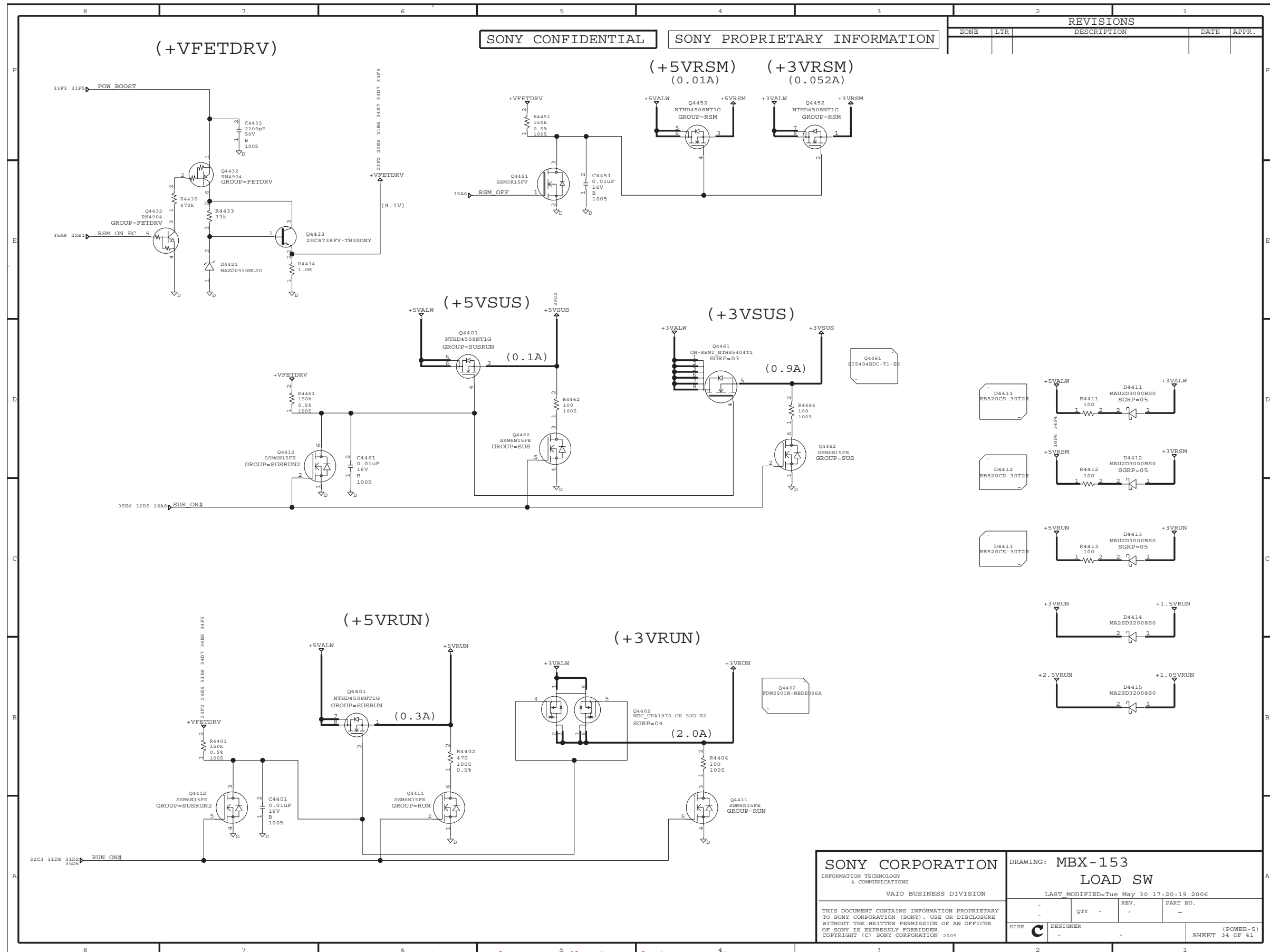
SIZE **C** DESIGNER - SHEET (POWER-4) 33 OF 41

<http://hobi-elektronika.net>

**Sony Confidential**

VGN-TX36C/TX36GP/TX36SP/TX37CP/TX37GP/TX37LP/TX37SP/TX37TP/TX38CP/TX3HP/TX3XP/TX3XRP/TX52B/TX72B/TX72PZ/TX850FP/TX850P/TX92PS/TX92S (J/AM/EU/AO)

\*NOTE :     
 Location  
 Schematic Diagram Sheet Number  
 DNI=Do Not Install



REVISIONS				
ZONE	LTR	DESCRIPTION	DATE	APPR.

SONY CONFIDENTIAL SONY PROPRIETARY INFORMATION

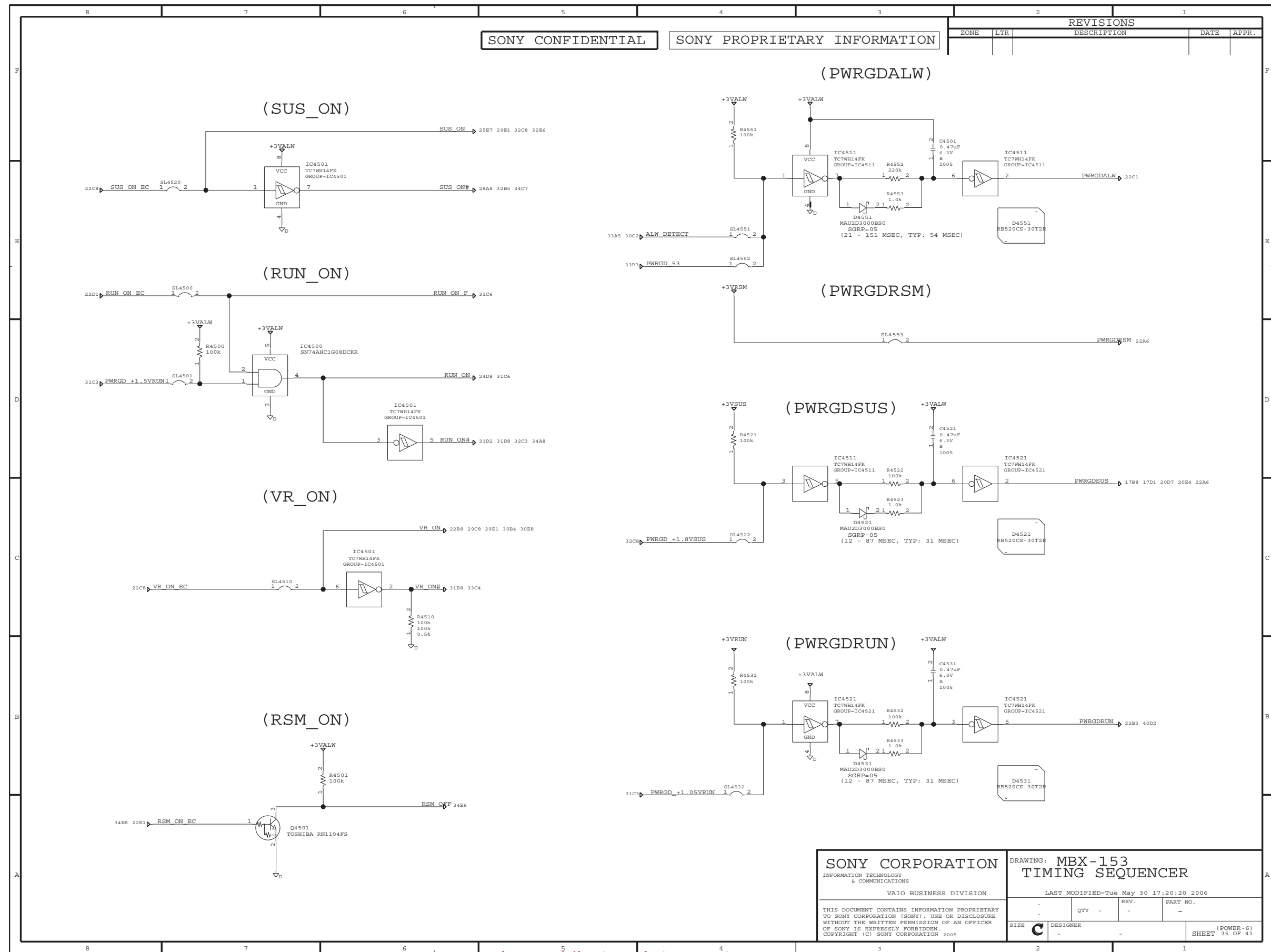
<b>SONY CORPORATION</b> INFORMATION TECHNOLOGY & COMMUNICATIONS VAIIO BUSINESS DIVISION		DRAWING: MBX-153 <b>LOAD SW</b>	
LAST MODIFIED= Tue May 30 17:20:19 2006			
	QTY	REV.	PART NO.
SIZE	DESIGNER		(POWER-5)
C			SHEET 34 OF 41

<http://hobi-elektronika.net>

**Sony Confidential**

VGN-TX36C/TX36GP/TX36SP/TX37CP/TX37GP/TX37LP/TX37SP/TX37TP/  
 TX38CP/TX3HP/TX3XP/TX3XRP/TX52B/TX72B/TX72PZ/TX850FP/  
 TX850P/TX92PS/TX92S (J/AM/EU/AO)

\*NOTE :     
 Location  
 Schematic Diagram Sheet Number  
 DNI=Do Not Install

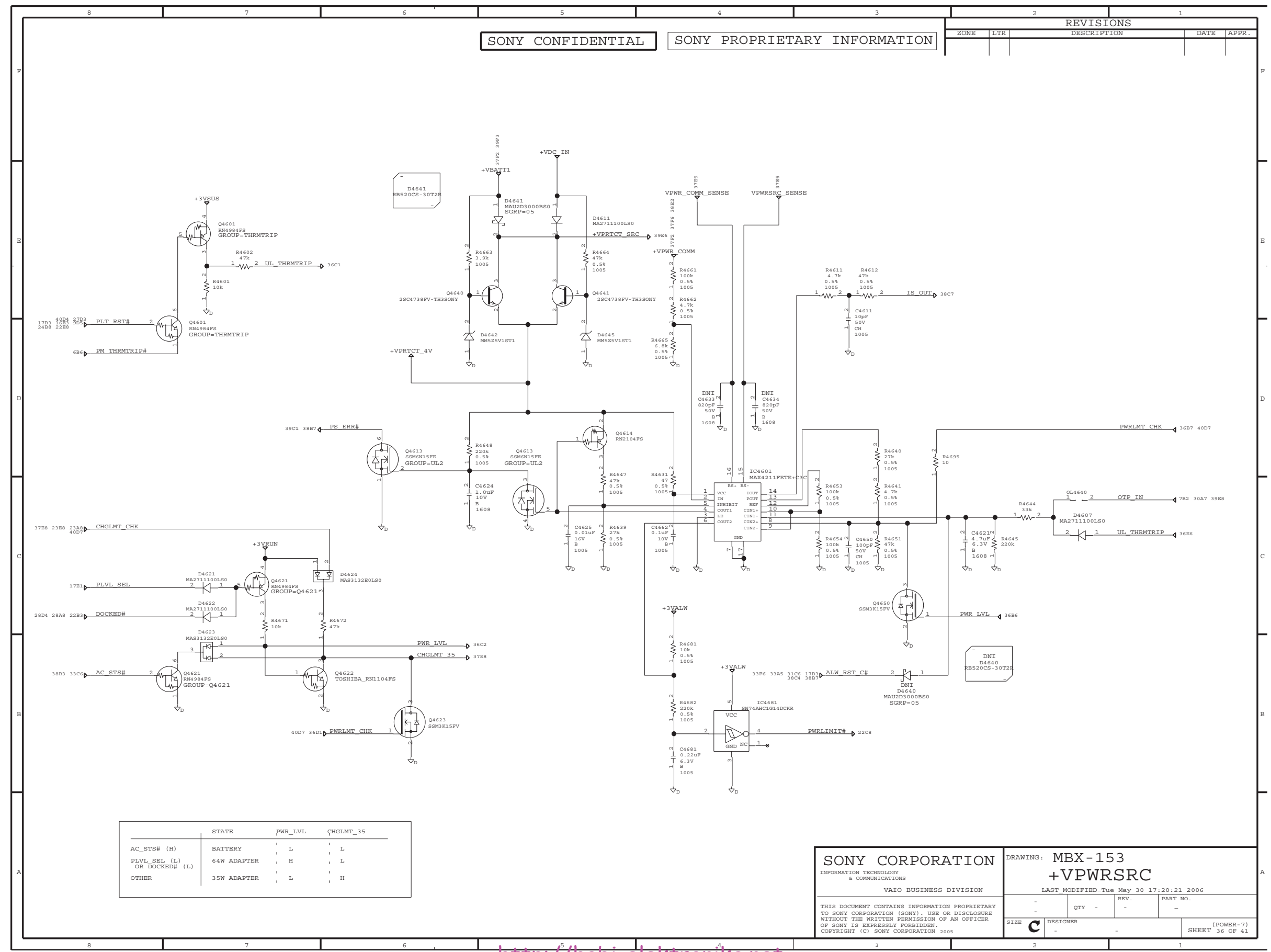


<http://hobi-elektronika.net>

**Sony Confidential**

VGN-TX36C/TX36GP/TX36SP/TX37CP/TX37GP/TX37LP/TX37SP/TX37TP/  
 TX38CP/TX38P/TX39P/TX39RP/TX52B/TX72B/TX72PZ/TX850FP/  
 TX850P/TX92PS/TX92S (J/AM/EU/AO)

\*NOTE :     
 Location  
 Schematic Diagram Sheet Number  
 DNI=Do Not Install



SONY CONFIDENTIAL SONY PROPRIETARY INFORMATION

**SONY CORPORATION**  
 INFORMATION TECHNOLOGY & COMMUNICATIONS  
 VAO BUSINESS DIVISION

DRAWING: MBX-153  
**+VPWRSRC**  
 LAST MODIFIED= Tue May 30 17:20:21 2006

REV.	QTY	REV.	PART NO.
-	-	-	-

THIS DOCUMENT CONTAINS INFORMATION PROPRIETARY TO SONY CORPORATION (SONY). USE OR DISCLOSURE WITHOUT THE WRITTEN PERMISSION OF AN OFFICER OF SONY IS EXPRESSLY FORBIDDEN.  
 COPYRIGHT (C) SONY CORPORATION 2005

SIZE **C** DESIGNER SHEET (POWER-7) SHEET 36 OF 41

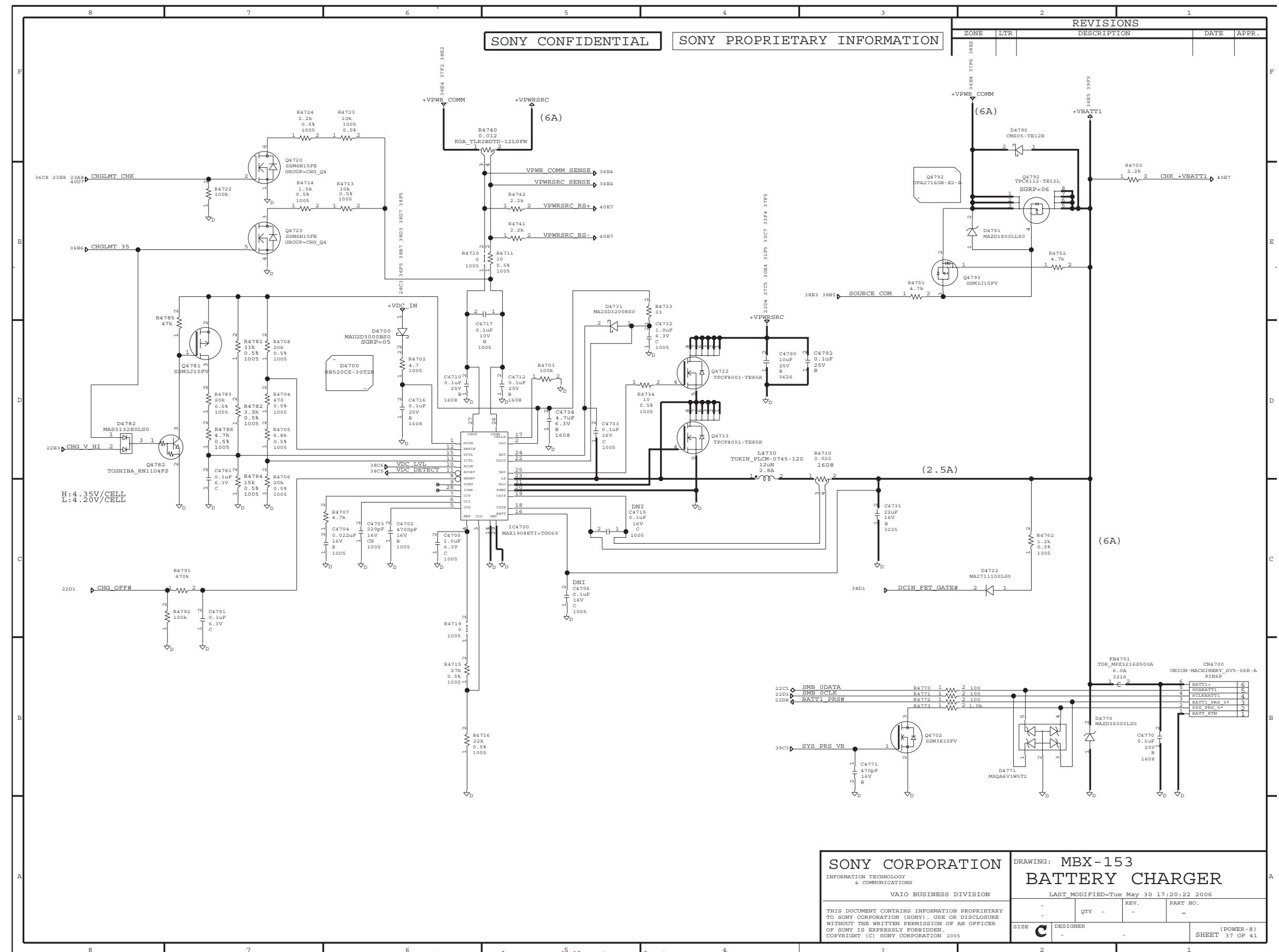
<http://hobi-elektronika.net>

Sony Confidential

VGN-TX36C/TX36GP/TX36SP/TX37CP/TX37GP/TX37LP/TX37SP/TX37TP/TX38CP/TX38HP/TX38P/TX38RP/TX52B/TX72B/TX72PZ/TX850FP/TX850P/TX92PS/TX92S (J/AM/EU/AO)



\*NOTE :       Location  
 Schematic Diagram Sheet Number  
 DNI=Do Not Install



SONY CONFIDENTIAL SONY PROPRIETARY INFORMATION

ZONE	LTR	DESCRIPTION	DATE	APPR.

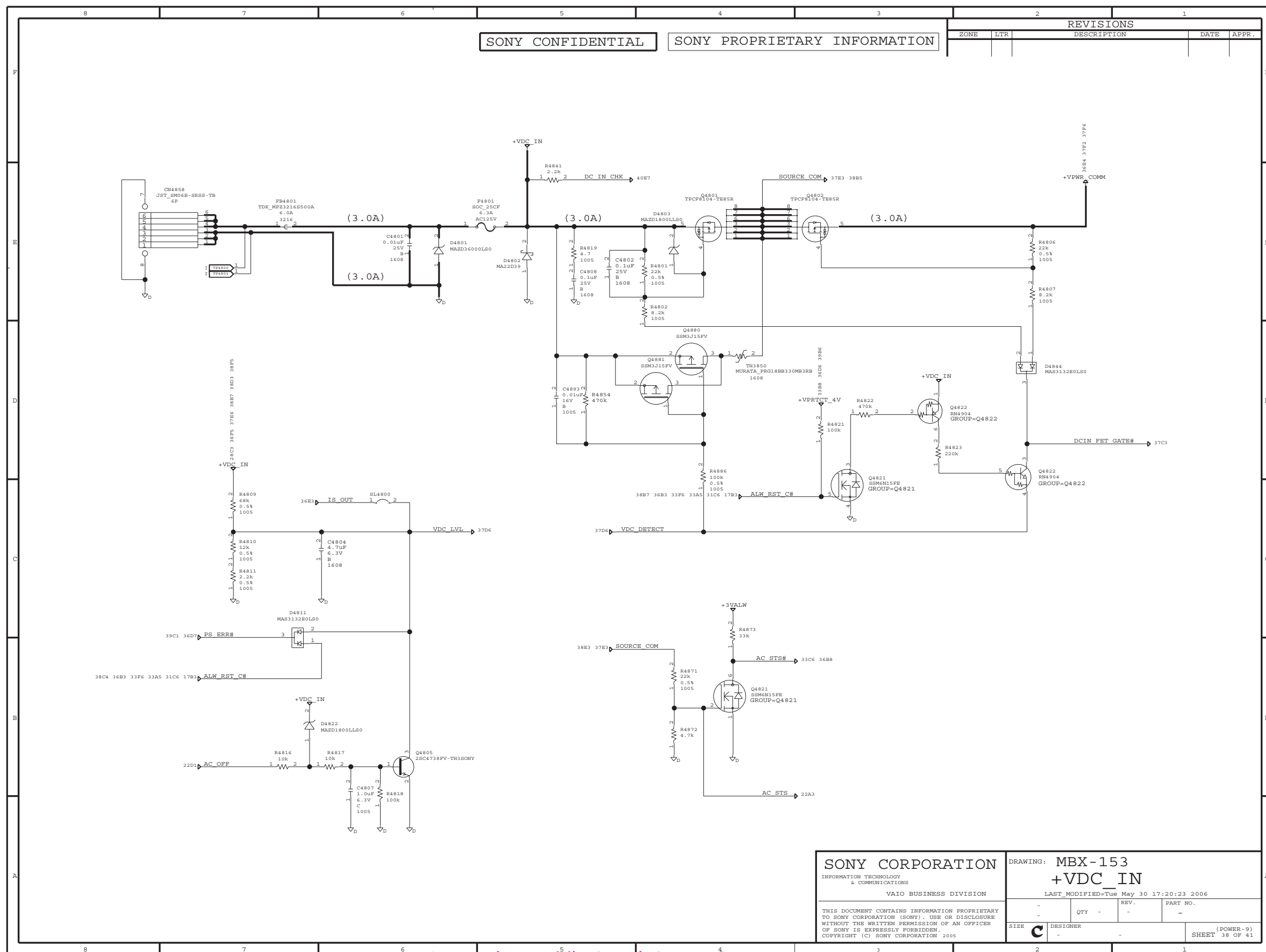
<b>SONY CORPORATION</b> INFORMATION TECHNOLOGY & COMMUNICATIONS VAIO BUSINESS DIVISION		DRAWING: MBX-153 <b>BATTERY CHARGER</b>	
THIS DOCUMENT CONTAINS INFORMATION PROPRIETARY TO SONY CORPORATION (SONY). USE OR DISCLOSURE WITHOUT THE WRITTEN PERMISSION OF AN OFFICER OF SONY IS EXPRESSLY FORBIDDEN. COPYRIGHT (C) SONY CORPORATION 2005		LAST MODIFIED: Tue May 30 17:20:22 2006	PART NO.
SIZE <b>C</b>	DESIGNER	QTY	REV.
SHEET 37 OF 41			(POWER-8)

<http://hobi-elektronika.net>

**Sony Confidential**

VGN-TX36C/TX36GP/TX36SP/TX37CP/TX37GP/TX37LP/TX37SP/TX37TP/TX38CP/TX3HP/TX3XP/TX3XRP/TX52B/TX72B/TX72PZ/TX850FP/TX850P/TX92PS/TX92S (J/AM/EU/AO)

\*NOTE : [ ] [ ] [ ] Location Schematic Diagram Sheet Number  
DNI=Do Not Install



SONY CONFIDENTIAL SONY PROPRIETARY INFORMATION

REVISIONS				
ZONE	LTR	DESCRIPTION	DATE	APPR.

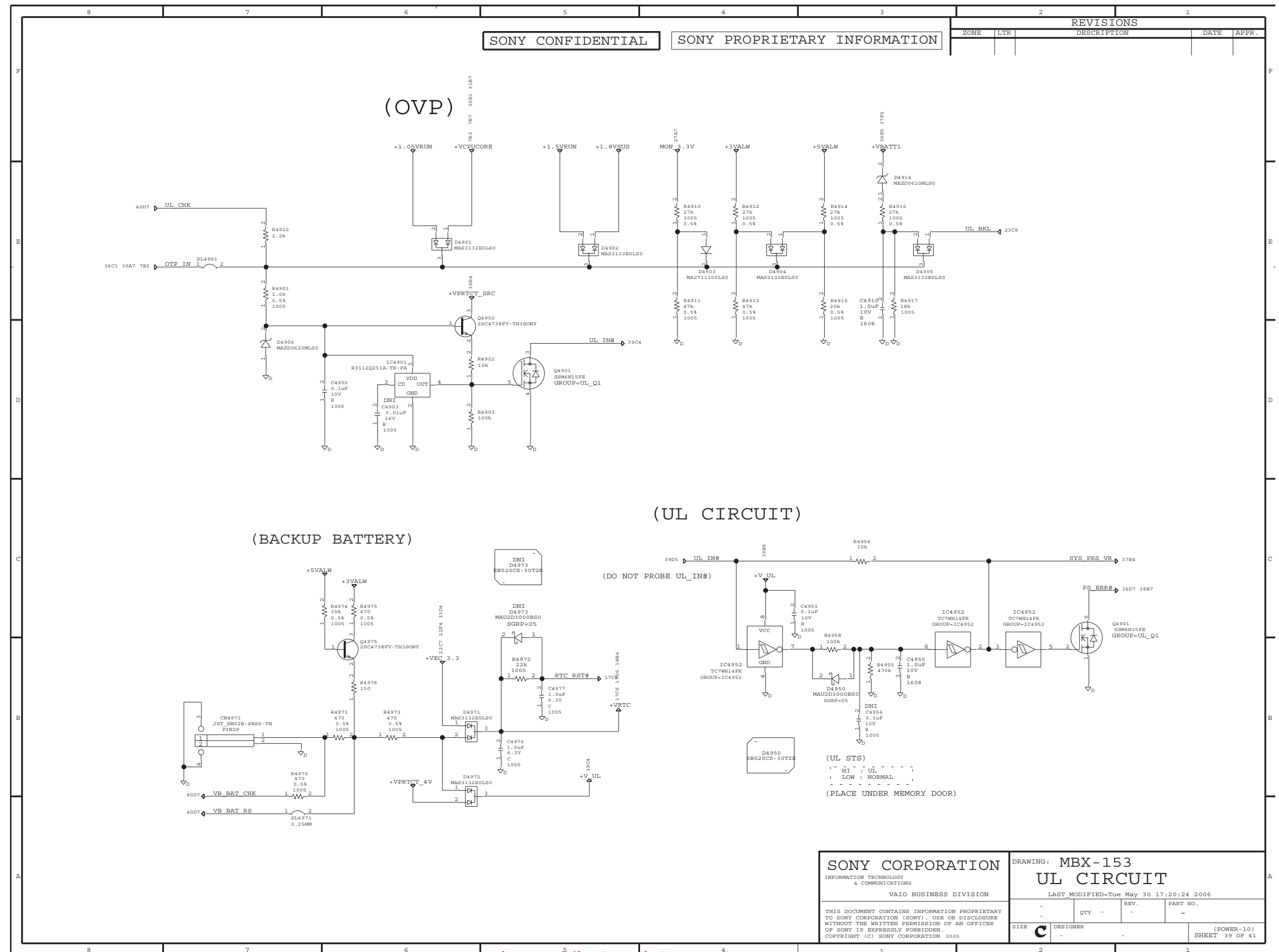
<b>SONY CORPORATION</b> INFORMATION TECHNOLOGY & COMMUNICATIONS VAIO BUSINESS DIVISION		DRAWING: MBX-153 <b>+VDC_IN</b> LAST_MODIFIED=Tue May 30 17:20:23 2006	
THIS DOCUMENT CONTAINS INFORMATION PROPRIETARY TO SONY CORPORATION (SONY). USE OR DISCLOSURE WITHOUT THE WRITTEN PERMISSION OF AN OFFICER OF SONY IS EXPRESSLY FORBIDDEN. COPYRIGHT (C) SONY CORPORATION 2006		QTY - REV. - PART NO. -	SIZE C DESIGNER - SHEET 36 OF 41 (POWER-9)

<http://hobi-elektronika.net>

Sony Confidential

VGN-TX36C/TX36GP/TX36SP/TX37CP/TX37GP/TX37LP/TX37SP/TX37TP/TX38CP/TX3HP/TX3XP/TX3XRP/TX52B/TX72B/TX72PZ/TX850FP/TX850P/TX92PS/TX92S (J/AM/EU/AO)

\*NOTE :     
 Location  
 Schematic Diagram Sheet Number  
 DNI=Do Not Install

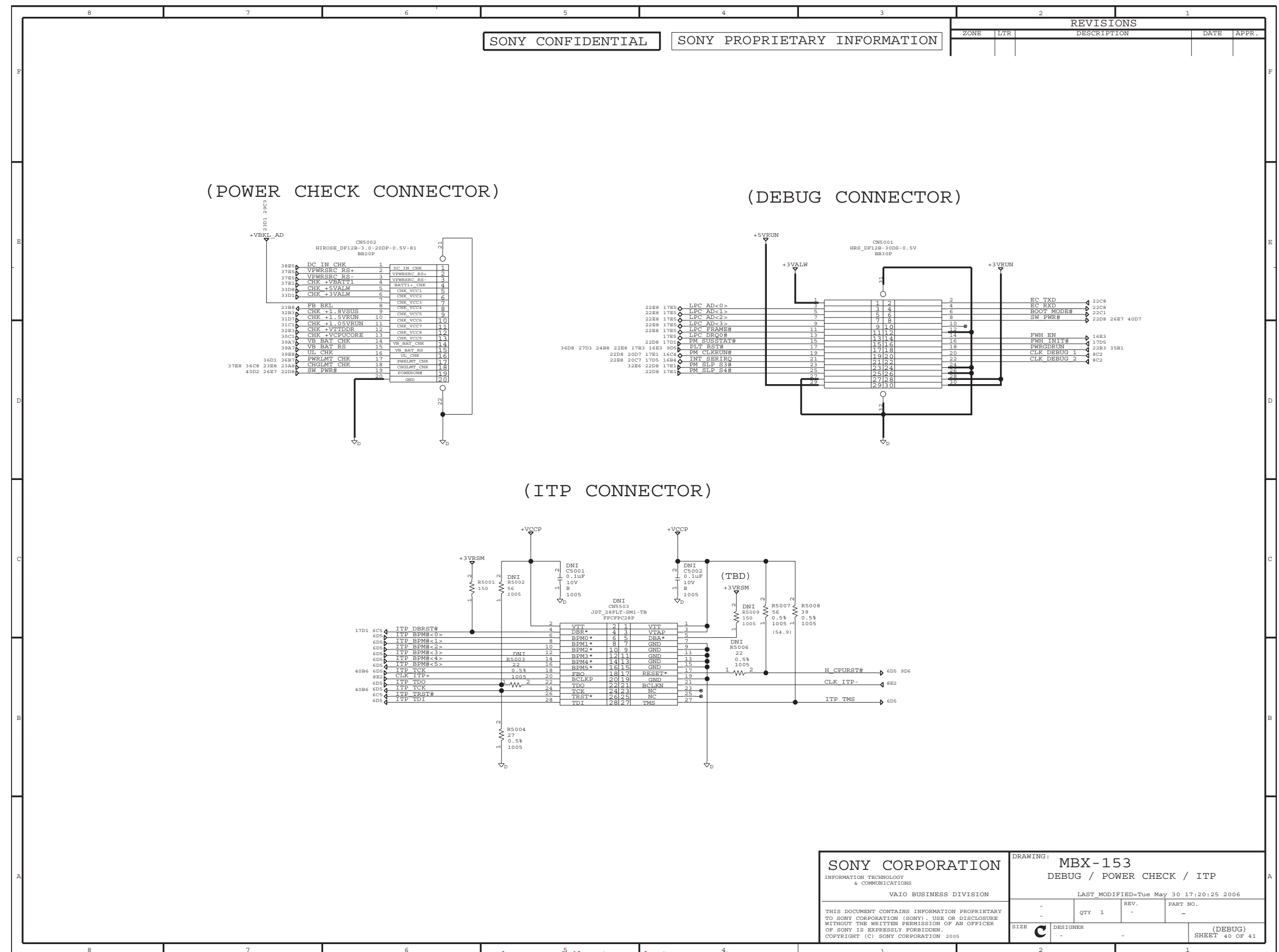


<http://hobi-elektronika.net>

**Sony Confidential**

VGN-TX36C/TX36GP/TX36SP/TX37CP/TX37LP/TX37SP/TX37TP/  
 TX38CP/TX3HP/TX3XP/TX3XRP/TX52B/TX72B/TX72PZ/TX850FP/  
 TX850P/TX92PS/TX92S (J/AM/EU/AO)

\*NOTE :     
 Location  
 Schematic Diagram Sheet Number  
 DNI=Do Not Install



SONY CONFIDENTIAL SONY PROPRIETARY INFORMATION

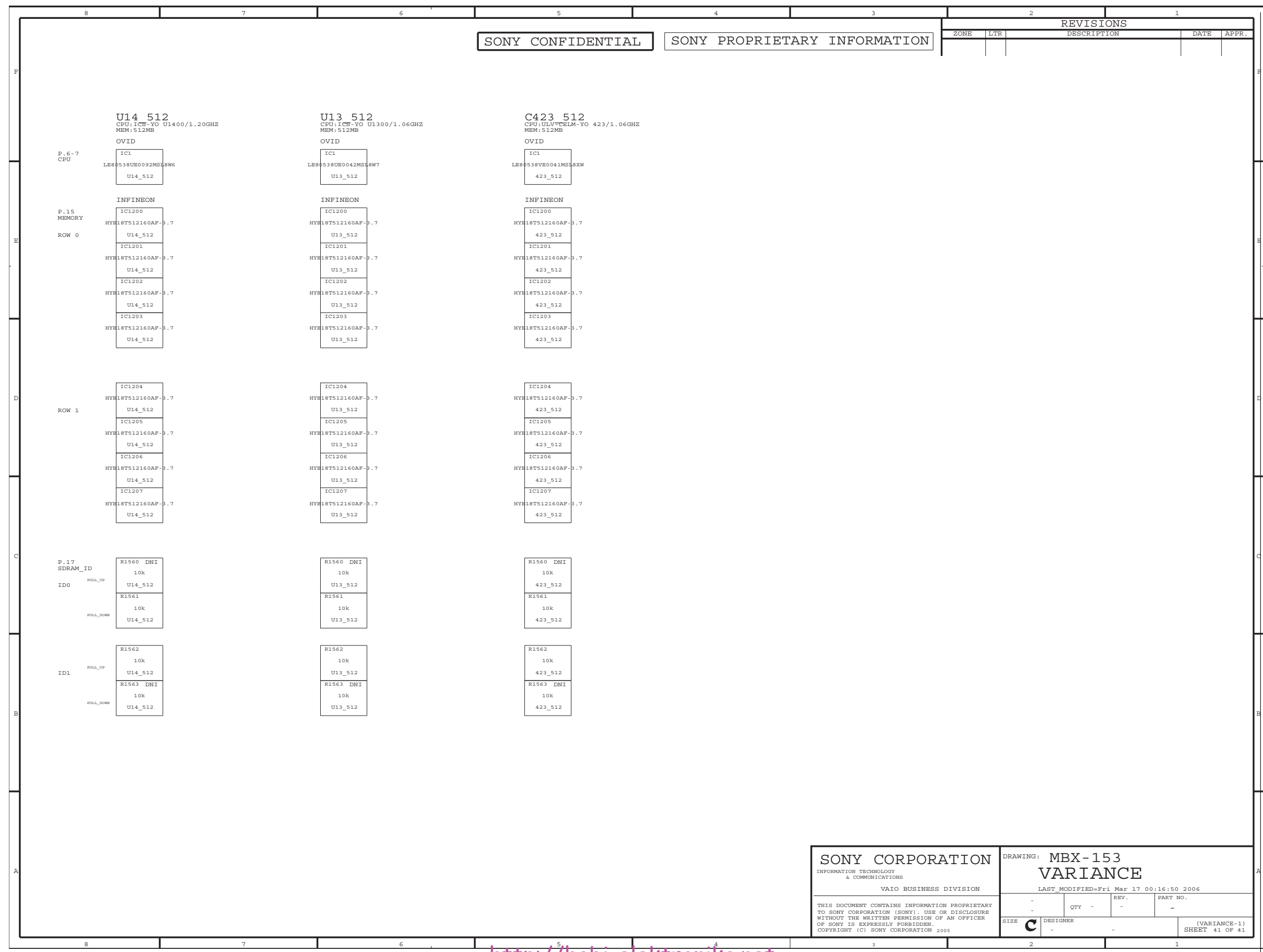
<b>SONY CORPORATION</b> INFORMATION TECHNOLOGY & COMMUNICATIONS VAIO BUSINESS DIVISION		DRAWING: <b>MBX-153</b> DEBUG / POWER CHECK / ITP	
THIS DOCUMENT CONTAINS INFORMATION PROPRIETARY TO SONY CORPORATION (SONY). USE OR DISCLOSURE WITHOUT THE WRITTEN PERMISSION OF AN OFFICER OF SONY IS EXPRESSLY FORBIDDEN. COPYRIGHT (C) SONY CORPORATION 2005		LAST MODIFIED= Tue May 30 17:20:25 2006	PART NO.
QTY 1	REV. -	DESIGNER	(DEBUG) SHEET 40 OF 41

<http://hobi-elektronika.net>

**Sony Confidential**

VGN-TX36C/TX36GP/TX36SP/TX37CP/TX37GP/TX37LP/TX37SP/TX37TP/TX38CP/TX38HP/TX38P/TX3XRP/TX52B/TX72B/TX72PZ/TX850FP/TX850P/TX92PS/TX92S (J/AM/EU/AO)

\*NOTE :      
Location  
Schematic Diagram Sheet Number  
DNI=Do Not Install



<http://hobi-elektronika.net>

<b>SONY CORPORATION</b> INFORMATION TECHNOLOGY & COMMUNICATIONS VAIO BUSINESS DIVISION		DRAWING: MBX-153 <b>VARIANCE</b>	
<small>THIS DOCUMENT CONTAINS INFORMATION PROPRIETARY TO SONY CORPORATION (SONY). USE OR DISCLOSURE WITHOUT THE WRITTEN PERMISSION OF AN OFFICER OF SONY IS EXPRESSLY FORBIDDEN. COPYRIGHT (C) SONY CORPORATION 2005</small>		<small>LAST MODIFIED=Fri Mar 17 00:16:50 2006</small>	
SIZE	DESIGNER	QTY	REV. PART NO.
-	-	-	-
		<small>(VARIANCE-1) SHEET 41 OF 41</small>	

**Sony Confidential**

VGN-TX36C/TX36GP/TX36SP/TX37CP/TX37GP/TX37LP/TX37SP/TX37TP/  
TX38CP/TX3HP/TX3XP/TX3ZRP/TX52B/TX72B/TX72PZ/TX850FP/  
TX850P/TX92PS/TX92S (J/AM/EU/AO)

\*NOTE : Location Schematic Diagram Sheet Number DNI=Do Not Install

Table with columns for Title, Design, Date, Base Signal, Synonyms, Location, and a large list of signal mappings. Includes a REVISIONS table at the top right and a SONY CORPORATION header at the bottom right.

http://hobi-elektronika.net

Sony Confidential

VGN-TX36C/TX36GP/TX36SP/TX37CP/TX37GP/TX37LP/TX37SP/TX37TP/TX38CP/TX38HP/TX38P/TX38RP/TX52B/TX72B/TX72PZ/TX850FP/TX850P/TX92PS/TX92S (J/AM/EU/AO)

\*NOTE : [ ] [ ] [ ] Location Schematic Diagram Sheet Number DNI=Do Not Install

Table with columns for signal names (A\_A<15> to CLK\_MCH\_BCLK+), descriptions, and part numbers. Includes a REVISIONS table at the top right and a SONY CORPORATION header at the bottom right.

http://hobi-elektronika.net

Sony Confidential

VGN-TX36C/TX36GP/TX36SP/TX37CP/TX37GP/TX37LP/TX37SP/TX37TP/TX38CP/TX38HP/TX38P/TX38RP/TX52B/TX72B/TX72PZ/TX850FP/TX850P/TX92PS/TX92S (J/AM/EU/AO)

\*NOTE : [ ] [ ] [ ] Location Schematic Diagram Sheet Number DNI=Do Not Install

Table with columns for signal names (e.g., H\_DH<10>, H\_SMI#, H\_STPCLK#), locations (e.g., @pwb\_lib.MBX153), and part numbers (e.g., 6D4 9E8, 6B1 6C8 17D5). Includes a REVISIONS table at the top right and a SONY CORPORATION header/footer at the bottom right.

http://hobi-elektronika.net

Sony Confidential

VGN-TX36C/TX36GP/TX36SP/TX37CP/TX37GP/TX37LP/TX37SP/TX37TP/TX38CP/TX38HP/TX38P/TX38RP/TX38ZP/TX38ZRP/TX38ZSP/TX38ZTP/TX850P/TX850P/P/TX850P/TX92PS/TX92S (J/AM/EU/AO)





\*NOTE : [ ] [ ] [ ] Location Schematic Diagram Sheet Number DNI=Do Not Install

Table with columns for Zone, LTR, Description, Date, and Appr. containing various signal cross-reference entries such as M\_A\_DQS4+, M\_B\_A<1>, M\_CLK0+, etc.

SONY CORPORATION

THIS DOCUMENT CONTAINS INFORMATION PROPRIETARY TO SONY CORPORATION (SONY). USE OR DISCLOSURE WITHOUT THE WRITTEN PERMISSION OF AN OFFICER OF SONY IS EXPRESSLY FORBIDDEN. COPYRIGHT (C) SONY CORPORATION 2006

Table with columns: QTY 1, REV., PART NO., SIZE, DESIGNER, SHEET 46/46

http://hobi-elektronika.net

Sony Confidential

VGN-TX36C/TX36GP/TX36SP/TX37CP/TX37GP/TX37LP/TX37SP/TX37TP/TX38CP/TX3HP/TX3XP/TX3XRP/TX52B/TX72B/TX72PZ/TX850FP/TX850P/TX92PS/TX92S (J/AM/EU/AO)

\*NOTE : [ ] [ ] [ ] Location Schematic Diagram Sheet Number DNI=Do Not Install

Table with columns for component names, locations, and part numbers. Includes a REVISIONS table at the top right and a SONY CORPORATION logo at the bottom right.

http://hobi-elektronika.net

Sony Confidential

VGN-TX36C/TX36GP/TX36SP/TX37CP/TX37GP/TX37LP/TX37SP/TX37TP/TX38CP/TX38HP/TX38P/TX38RP/TX52B/TX72B/TX72PZ/TX850FP/TX850P/TX92PS/TX92S (J/AM/EU/AO)







\*NOTE : [ ] [ ] [ ] Location Schematic Diagram Sheet Number DNI=Do Not Install

			REVISIONS			
ZONE	LTR	DESCRIPTION	DATE	APPR.		
D3952	SHOTTKY_SMD	mbx153 [ 30D2 ]	IC300	GMCH_998_CSP998	mbx153 [ 13D4 ]	
D3970	SHOTTKY_SMD	mbx153 [ 30F6 ]	IC1180	TMP10X_SC74	mbx153 [ 14D5 ]	
D3991	D_SMD	mbx153 [ 30A7 ]	IC1200	DDR2_SDRAM1GX16_CSP9	mbx153 [ 15B7 ]	
D4101	SHOTTKY_SC79AK	mbx153 [ 31E5 ]				
D4102	SHOTTKY_SC79AK	mbx153 [ 31E4 ]	IC1201	DDR2_SDRAM1GX16_CSP9	mbx153 [ 15B6 ]	
D4104	D_SMD	mbx153 [ 31E5 ]				
D4141	D2_SSSM3AAK	mbx153 [ 31C5 ]	IC1202	DDR2_SDRAM1GX16_CSP9	mbx153 [ 15E4 ]	
D4142	SHOTTKY_SMD	mbx153 [ 31B5 ]				
D4150	D_SMD	mbx153 [ 31B7 ]	IC1203	DDR2_SDRAM1GX16_CSP9	mbx153 [ 15E2 ]	
D4300	SHOTTKY_SMD	mbx153 [ 33D6 ]				
D4301	D_SMD	mbx153 [ 33B6 ]	IC1204	DDR2_SDRAM1GX16_CSP9	mbx153 [ 15B7 ]	
D4303	SHOTTKY_SMD	mbx153 [ 33D2 ]				
D4311	D_SMD	mbx153 [ 33A6 ]	IC1205	DDR2_SDRAM1GX16_CSP9	mbx153 [ 15B6 ]	
D4320	D2_SSSM3AAK	mbx153 [ 33F4 ]				
D4321	D_SMD	mbx153 [ 33D5 ]	IC1206	DDR2_SDRAM1GX16_CSP9	mbx153 [ 15B4 ]	
D4351	D_SMD	mbx153 [ 33B8 ]				
D4352	ZD_SMD	mbx153 [ 33A7 ]	IC1207	DDR2_SDRAM1GX16_CSP9	mbx153 [ 15B2 ]	
D4411	SHOTTKY_SMD	mbx153 [ 34D1 ]				
D4412	SHOTTKY_SMD	mbx153 [ 34C1 ]	IC1394	PCI8412_CSP216	mbx153 [ 19D6 ]	
D4413	SHOTTKY_SMD	mbx153 [ 34C1 ]	IC1394	PCI8412_CSP216	mbx153 [ 20C6 ]	
D4414	SHOTTKY_SC79AK	mbx153 [ 34B1 ]	IC1394	PCI8412_CSP216	mbx153 [ 21C6 ]	
D4415	SHOTTKY_SC79AK	mbx153 [ 34B1 ]	IC1400	ICH7_M_CSP652	mbx153 [ 16E2 16D6 ]	
D4421	ZD_SMD	mbx153 [ 34E7 ]	IC1400	ICH7_M_CSP652	mbx153 [ 17D3 17D7 ]	
D4521	SHOTTKY_SMD	mbx153 [ 35C3 ]	IC1400	ICH7_M_CSP652	mbx153 [ 18C2 18D5 ]	
D4531	SHOTTKY_SMD	mbx153 [ 35B3 ]	IC1531	93C46_TSSOP8C	mbx153 [ 17D5 ]	
D4551	SHOTTKY_SMD	mbx153 [ 35E3 ]	IC1570	7402_SC88A	mbx153 [ 17B3 ]	
D4607	D_SMD	mbx153 [ 36C2 ]	IC1571	7414_SC88A	mbx153 [ 17B1 ]	
D4611	D_SMD	mbx153 [ 36E5 ]	IC1580	M25P80_SON9	mbx153 [ 17B5 ]	
D4621	D_SMD	mbx153 [ 36C7 ]	IC1581	NM24C02M8_TSSOP8	mbx153 [ 17A5 ]	
D4622	D_SMD	mbx153 [ 36C7 ]	IC1701	NM24C02M8_TSSOP8	mbx153 [ 20C8 ]	
D4623	D2_SSSM3AAK	mbx153 [ 36B7 ]	IC1752	TPS2220_SSOP24A	mbx153 [ 20B3 ]	
D4624	D2_SSSM3AAK	mbx153 [ 36C7 ]	IC1821	TPS2056_SOP8	mbx153 [ 21D3 ]	
D4640	SHOTTKY_SMD	mbx153 [ 36B3 ]	IC1900	H8S2111_FQFP144	mbx153 [ 22D5 22A5 ]	
D4641	SHOTTKY_SMD	mbx153 [ 36E5 ]	IC1990	LIS302_QFN14	mbx153 [ 22B7 ]	
D4642	ZD_SC79AK	mbx153 [ 36D6 ]	IC2120	7408_SC88A	mbx153 [ 23D7 ]	
D4645	ZD_SC79AK	mbx153 [ 36D5 ]	IC2121	7414_SC88A	mbx153 [ 23D6 ]	
D4700	SHOTTKY_SMD	mbx153 [ 37D6 ]	IC2122	7400_SSOP8	mbx153 [ 23D6 23D6 ]	
D4722	D_SMD	mbx153 [ 37C2 ]	IC2123	7408_SSOP8	mbx153 [ 23E6 23D5 ]	
D4731	SHOTTKY_SC79AK	mbx153 [ 37D5 ]	IC2124	7414_SC88A	mbx153 [ 23P7 ]	
D4770	ZD_SMD	mbx153 [ 37B2 ]	IC2125	7432_SC88A	mbx153 [ 23E7 ]	
D4771	ZD4_SC88A	mbx153 [ 37B2 ]	IC2171	MAX1698_TSSOP10	mbx153 [ 23C3 ]	
D4782	D2_SSSM3AAK	mbx153 [ 37D8 ]	IC2210	7408_SSOP8	mbx153 [ 24B7 24C6 ]	
D4790	SHOTTKY_SMD	mbx153 [ 37F2 ]	IC2251	7400_SC88A	mbx153 [ 24D7 ]	
D4791	ZD_SMD	mbx153 [ 37E2 ]	IC2310	BD651X_SOP8	mbx153 [ 25B7 ]	
D4801	ZD_SMD	mbx153 [ 38E6 ]	IC2500	7408_SC88A	mbx153 [ 27D7 ]	
D4802	SHOTTKY_SMD	mbx153 [ 38E5 ]	IC2610	7408_SC88A	mbx153 [ 28D7 ]	
D4803	ZD_SMD	mbx153 [ 38E4 ]	IC2620	7408_SC88A	mbx153 [ 28D7 ]	
D4811	D2_SSSM3AAK	mbx153 [ 38B7 ]	IC2640	7402_SC88A	mbx153 [ 28A7 ]	
D4822	ZD_SMD	mbx153 [ 38B7 ]	IC2950	7486_SC88A	mbx153 [ 29B7 ]	
D4844	D2_SSSM3AAK	mbx153 [ 38D2 ]	IC3900	MAX8736_QFN41	mbx153 [ 30D6 ]	
D4901	D2_SSSM3AAK	mbx153 [ 39E6 ]	IC3970	7414_SSOP8	mbx153 [ 30P6 30P5 30P7 ]	
D4902	D2_SSSM3AAK	mbx153 [ 39E5 ]	IC4101	MAX1540_QFN33	mbx153 [ 31D5 ]	
D4903	D_SMD	mbx153 [ 39E4 ]	IC4220	TPS51100_TSSOP11	mbx153 [ 32E5 ]	
D4904	D2_SSSM3AAK	mbx153 [ 39E4 ]	IC4250	TAR55XX_UFV	mbx153 [ 32C3 ]	
D4905	D2_SSSM3AAK	mbx153 [ 39E3 ]	IC4261	MAX1515_QFN25	mbx153 [ 32C6 ]	
D4906	ZD_SMD	mbx153 [ 39D7 ]	IC4301	MAX8744_5_QFN33	mbx153 [ 33D4 ]	
D4914	ZD_SMD	mbx153 [ 39E3 ]	IC4302	R3112_SC82	mbx153 [ 33A7 ]	
D4950	SHOTTKY_SMD	mbx153 [ 39B3 ]	IC4500	7408_SC88A	mbx153 [ 35D7 ]	
D4971	D2_SSSM3AAK	mbx153 [ 39B6 ]	IC4501	7414_SSOP8	mbx153 [ 35E7 35C6 35D6 ]	
D4972	D2_SSSM3AAK	mbx153 [ 39A6 ]	IC4511	7414_SSOP8	mbx153 [ 35E2 35E3 35C3 ]	
D4973	SHOTTKY_SMD	mbx153 [ 39B5 ]	IC4521	7414_SSOP8	mbx153 [ 35B3 35C2 35B2 ]	
F2171	FUSE_1608	mbx153 [ 23D3 ]	IC4601	MAX4211_QFN17	mbx153 [ 36C4 ]	
F4801	FUSE_SMD	mbx153 [ 38E5 ]	IC4681	7414_SC88A	mbx153 [ 36B4 ]	
FB200	FB_1005	mbx153 [ 8E6 ]	IC4700	MAX1908_QFN29	mbx153 [ 37D6 ]	
FB210	FB_1005	mbx153 [ 8E5 ]	IC4901	R3112_SC82	mbx153 [ 39D6 ]	
FB420	FB_1608	mbx153 [ 11E5 ]	IC4952	7414_SSOP8	mbx153 [ 39B3 39B2 39B4 ]	
FB421	FB_1608	mbx153 [ 11E6 ]	JR1	CONDUCTOR_0603	mbx153 [ 6B4 ]	
FB440	FB_1005	mbx153 [ 11D7 ]	JR330	CONDUCTOR_1005	mbx153 [ 9E1 ]	
FB450	FB_1005	mbx153 [ 11C7 ]	JR2900	CONDUCTOR_1005	mbx153 [ 29E8 ]	
FB451	FB_1005	mbx153 [ 11C7 ]	JR2901	CONDUCTOR_1005	mbx153 [ 29D8 ]	
FB452	FB_1005	mbx153 [ 11D7 ]	JR3900	CONDUCTOR_0603	mbx153 [ 30D6 ]	
FB453	FB_1005	mbx153 [ 11D7 ]	JR3901	CONDUCTOR_0603	mbx153 [ 30E6 ]	
FB1300	FB_1005	mbx153 [ 19E6 ]	JR3902	CONDUCTOR_0603	mbx153 [ 30E6 ]	
FB1610	FB_1608	mbx153 [ 18F7 ]	JR3940	CONDUCTOR_0603	mbx153 [ 30C5 ]	
FB1620	FB_1608	mbx153 [ 18D7 ]	JR4221	CONDUCTOR_0603	mbx153 [ 32E4 ]	
FB2310	FB_1608	mbx153 [ 25E5 ]	JR4260	CONDUCTOR_0603	mbx153 [ 32C7 ]	
FB4751	FB_3216	mbx153 [ 37B1 ]	JR4261	CONDUCTOR_0603	mbx153 [ 32B7 ]	
FB4801	FB_3216	mbx153 [ 38E7 ]	L60	LP_50H28	mbx153 [ 6B4 ]	
FL2100	LF4_2010	mbx153 [ 29B3 ]	L2171	LP_75H45	mbx153 [ 23D3 ]	
FL2101	LF4_2010	mbx153 [ 29B3 ]	L3950	LP_91H45	mbx153 [ 30D2 ]	
FL2310	LF2_SMD-D	mbx153 [ 25D5 ]	L4101	LP_10H43	mbx153 [ 31D6 ]	
FL2320	LF2_SMD-A	mbx153 [ 25E5 ]	L4102	LP_10H43	mbx153 [ 31D3 ]	
FL2321	LF2_SMD-A	mbx153 [ 25E5 ]	L4261	LP_60H35	mbx153 [ 32C5 ]	
FL2610	RB4_2010	mbx153 [ 28E4 ]	L4301	LP_10H45	mbx153 [ 33D7 ]	
IC1	YONAH_BGA479	mbx153 [ 6D3 6D7 ]	L4302	LP_10H43	mbx153 [ 33D2 ]	
IC1	YONAH_BGA479	mbx153 [ 7D7 7C4 ]	L4730	LP_75H45	mbx153 [ 37C4 ]	
IC50	LM86_TSSOP8	mbx153 [ 6E5 ]	OL3907	OPENLAND_SMD	mbx153 [ 30E7 ]	
IC200	PID9LPR321_QFN65	mbx153 [ 8D6 ]	OL4640	OPENLAND_SMD	mbx153 [ 36C2 ]	
IC300	GMCH_998_CSP998	mbx153 [ 9E4 9D7 ]	Q41	TR-NPN_VMT3BEC	mbx153 [ 6A6 ]	
IC300	GMCH_998_CSP998	mbx153 [ 10D6 ]	Q50	DTR-FNP-RBE_FSM3BEC	mbx153 [ 6F4 ]	
IC300	GMCH_998_CSP998	mbx153 [ 11D3 ]	Q51	M_FET_NCH_E_3P_VMT3G	mbx153 [ 6E4 ]	
IC300	GMCH_998_CSP998	mbx153 [ 12D7 12D4 12D2 ]	SD			

SONY CORPORATION

THIS DOCUMENT CONTAINS INFORMATION PROPRIETARY TO SONY CORPORATION (SONY). USE OR DISCLOSURE WITHOUT THE WRITTEN PERMISSION OF AN OFFICER OF SONY IS EXPRESSLY FORBIDDEN. COPYRIGHT (C) SONY CORPORATION 2006

SIZE	DESIGNER	QTY	REV.	PART NO.
C		1		
				SHEET 51

http://hobi-elektronika.net

Sony Confidential

VGN-TX36C/TX36GP/TX36SP/TX37CP/TX37GP/TX37LP/TX37SP/TX37TP/TX38CP/TX3HP/TX3XP/TX3XRP/TX52B/TX72B/TX72PZ/TX850FP/TX850P/TX92PS/TX92S (J/AM/EU/AO)

\*NOTE : [ ] [ ] [ ] [ ] Location Schematic Diagram Sheet Number DNI=Do Not Install

Main cross-reference table with columns for part numbers and descriptions, and a REVISIONS table at the top right.

http://hobi-elektronika.net

Sony Confidential

VGN-TX36C/TX36GP/TX36SP/TX37CP/TX37GP/TX37LP/TX37SP/TX37TP/ TX38CP/TX3HP/TX3XP/TX3XRP/TX52B/TX72B/TX72PZ/TX850FP/ TX850P/TX92PS/TX92S (J/AM/EU/AO)



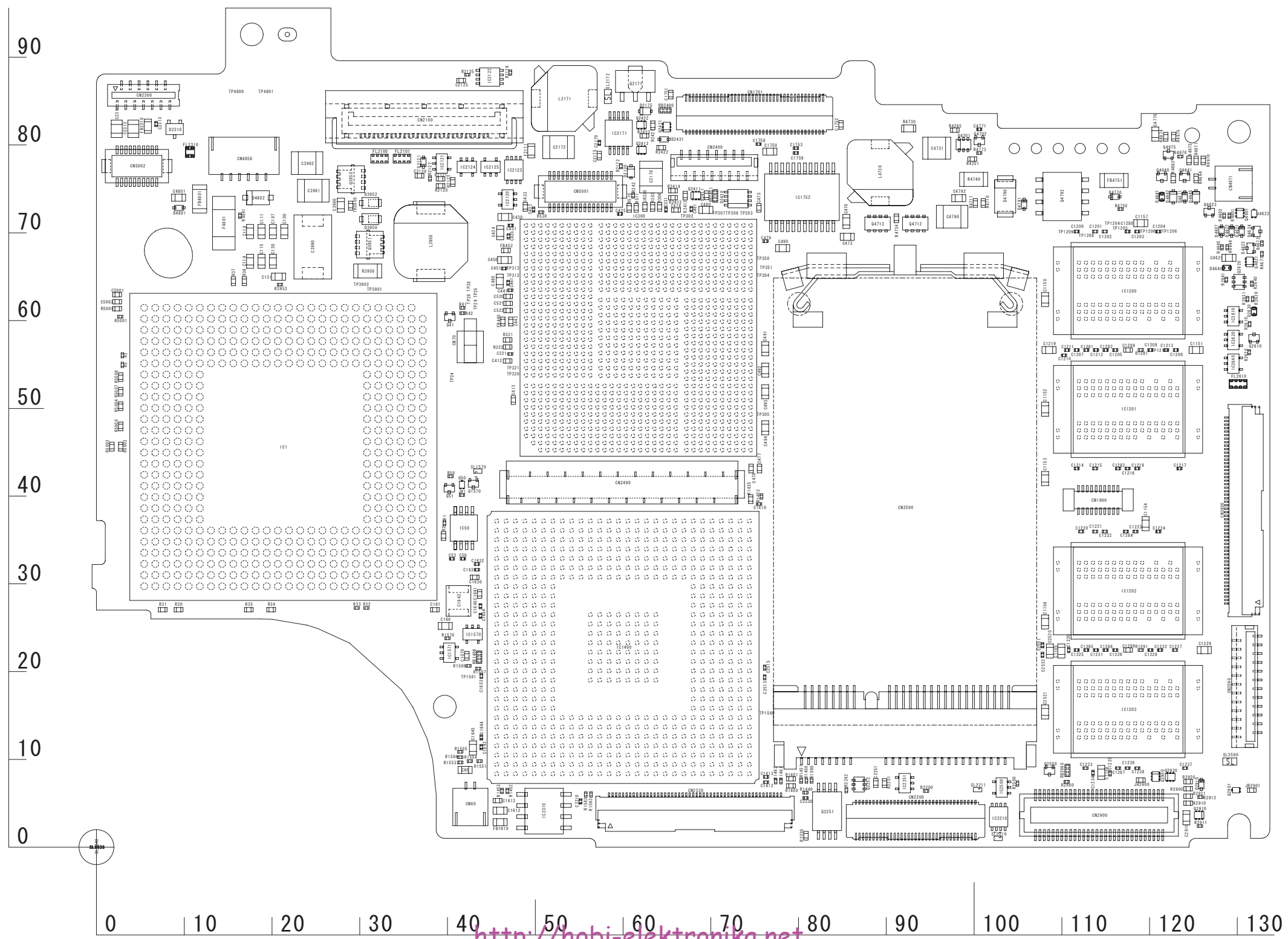






# MBX-153 Board

## Side A



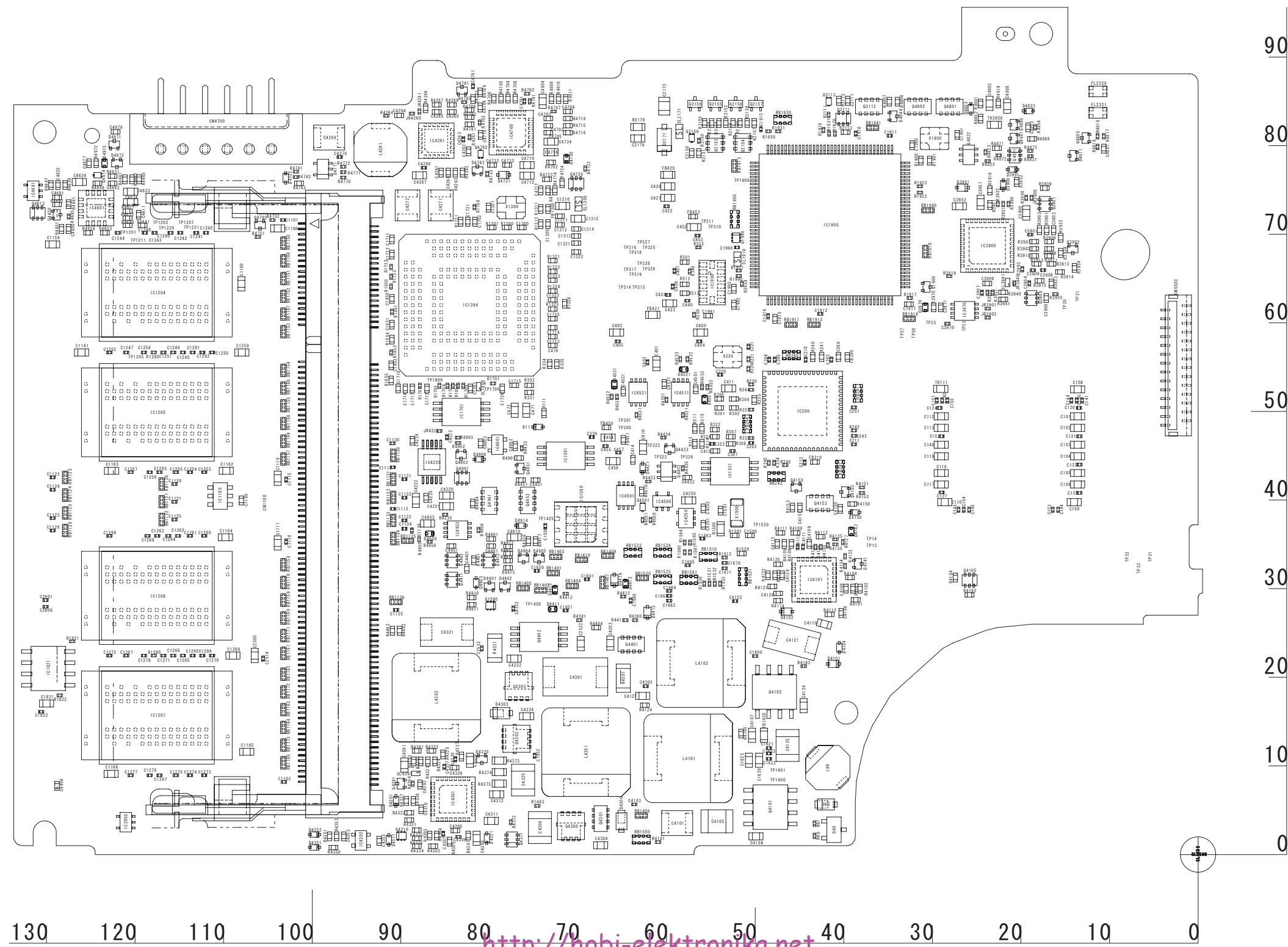
<http://hobi-elektronika.net>

**Sony Confidential**

VGN-TX36C/TX36GP/TX36SP/TX37CP/TX37GP/TX37LP/TX37SP/TX37TP/  
TX38CP/TX3HP/TX3XP/TX3XRP/TX52B/TX72B/TX72PZ/TX850FP/  
TX850P/TX92PS/TX92S (J/AM/EU/AO)

# MBX-153 Board

## Side B



<http://hobi-elektronika.net>

Sony Confidential

VGN-TX36C/TX36GP/TX36SP/TX37CP/TX37GP/TX37LP/TX37SP/TX37TP/  
TX38CP/TX38HP/TX38XP/TX39RP/TX52B/TX72B/TX72PZ/TX850FP/  
TX850P/TX92PS/TX92S (J/AM/EU/AO)

List of TX Series (As of July, 2006)

Service Manual Parts No.	Model Name			
	J	AM	EU	AO
B-876-428-xx	VGN-TX50B/B VGN-TX70PZ VGN-TX90PS VGN-TX90PS* VGN-TX90S*	VGN-TX610P/B VGN-TX630P/B VGN-TX650FP VGN-TX650P/B VGN-TX651P/B VGN-TX670P/B VGN-TX670P/W VGN-TX690P/L	VGN-TX1HP/W VGN-TX1XP/B GN-TX1XP/L VGN-TX1XRP/B	VGN-TX15C/W VGN-TX16C/B VGN-TX16C/W VGN-TX16GP/W VGN-TX16LP/W VGN-TX16SP/W VGN-TX16TP/W VGN-TX17C/B VGN-TX17C/L VGN-TX17GP/B VGN-TX17GP/W VGN-TX17LP/B VGN-TX17TP/B
B-876-452-xx	VGN-TX51B/B VGN-TX91PS* VGN-TX91S*	VGN-TX750FP VGN-TX750P/B VGN-TX751P/B VGN-TX770P/B VGN-TX770P/T VGN-TX770P/W VGN-TX790P/L	VGN-TX2HP/W VGN-TX2XP/B VGN-TX2XP/L VGN-TX2XRP/B	VGN-TX25C/W VGN-TX26C/B VGN-TX26C/T VGN-TX26C/W VGN-TX26GP/W VGN-TX26LP/W VGN-TX26SP/W VGN-TX26TP/W VGN-TX27CP/B VGN-TX27CP/L VGN-TX27GP/B VGN-TX27GP/T VGN-TX27GP/W VGN-TX27LP/B VGN-TX27TP/B VGN-TX28CP/L
B-876-473-xx	VGN-TX52B/B VGN-TX72B/B VGN-TX72PZ VGN-TX92PS* VGN-TX92S*	VGN-TX850FP VGN-TX850P/B	VGN-TX3HP/W VGN-TX3XP/B VGN-TX3XP/L VGN-TX3XRP/B	VGN-TX36C/B VGN-TX36C/T VGN-TX36C/W VGN-TX36GP/W VGN-TX36SP/W  VGN-TX37CP/B VGN-TX37CP/L VGN-TX37GP/B VGN-TX37GP/T VGN-TX37GP/W VGN-TX37LP/B VGN-TX37SP/B VGN-TX37TP/B VGN-TX38CP/L

\* : CTO model

: Additional Models

This manual and the constituent data may not be replicated, copied nor reprinted in whole or in part without prior written authorization of Sony Corporation.

<http://hobi-elektronika.net> 本マニュアルの一部、または全部について、無断でデータの複製、複写、転載することを禁じます。

# Revision History

Suffix	Ver.	Date	Contents	QM No.
-01	Ver. 1	2006.06.19	First Edition	
-02	Ver. 2	2006.07.14	△ Front Page (Model Lineup), Page 2-13, Back Cover	-
<Remarks>				

[ Sony Confidential ]

VGN-TX36C/TX36GP/TX36SP/TX37CP/TX37GP/TX37LP/TX37SP/TX37TP/TX38CP/  
 TX3HP/TX3XP/TX3XRP/TX52B/TX72B/TX72PZ/TX850FP/TX850P/TX92PS/TX92S  
 (J/AM/EU/AO)